



ANIMAL HEALTH

# Equipment Catalog 2020



## Solutions designed for companion animals and their care providers.

Better care doesn't happen by chance—it happens by design. Design that takes into account not just the space, but the people working in it. At Midmark, we believe that when you harmonize clinical space, workflow and technology, it leads to healthier patients, happier clients and staff, and contributes to success for the clinic's bottom line. It's this attention to our customers and design that has enabled us to transform the veterinary care environment.

### MIDMARK CUSTOMER EXPERIENCE

Available to serve your needs from 8:00 AM - 5:00 PM, Monday through Friday (EST).

#### Midmark Versailles Customer Experience:

Phone 1.844.856.1236

email: [animalhealth@midmark.com](mailto:animalhealth@midmark.com)

fax: 1.877.725.6495

#### Midmark Synthesis Cabinetry

Phone: 1.844.856.1236

#### Midmark Carthage Customer Experience

Phone: 1.800.299.9525

#### Midmark Leesburg Customer Experience

Phone: 1.800.543.5567

### MIDMARK TECHNICAL SERVICE

Available to serve your needs from  
8:00 AM - 5:00 PM Monday through Friday (EST)  
Phone: 1.844.856.1232, press 1

#### Anesthesia & Monitoring Products

Phone: 1.844.856.1232, press 2

#### Dental Radiography Products

Phone: 1.844.856.1232, press 3

#### Carthage Stainless Steel Products\*

Phone: 1.844.856.1236, press 6

### BOARDING + SHELTER PRODUCTS\*\*

Phone: 1.800.543.5567

### MIDMARK ACADEMY<sup>SM</sup>

[midmarkacademy.com](http://midmarkacademy.com)

\*Ordering information for products produced in our Carthage, MO facility appear in **RED**. To order, contact us at the phone number listed next to the **RED** box at the bottom of the page.

\*\*Ordering information for products produced in our Leesburg, OH facility appear in **TEAL**. To order, contact us at the phone number listed next to the **TEAL** box at the bottom of the page.

# Contents

Absorber Quick Release Conversion Kit	22	Laryngoscope Blades and Handles	21
Anesthesia Machines:		Lift Tables	115, 117-122
VME2 <sup>®</sup>	7, 8	Lights	93-95
VMR <sup>®</sup>	9, 10	Luxury Cat Condos	60
VMS <sup>®</sup>	6	Luxury Walk-In Dog Suites	44
VMS <sup>®</sup> Plus	5	Maintenance Kits, Anesthesia Machine	22
Non-rebreathing Systems	9, 10	Masks, Small Animal Anesthesia	19
Wall Mount, Tabletop Systems	8, 10	Mayo Tray Cart	17
Anesthesia Monitoring Training	102	Modular 2-Story Double Deck Kennels	45
Autoclaves and Accessories	88, 89	Monitor Mounts	101
Breathing Circuits	23	Monitors	99-100
Burs	77	Occlusion Valve	22
Cabinetry	65-70	Prophy Angles	77
Cages, Stainless Steel	29-36	Quiet Cottages Fiberglass Cages	37, 61
Carts	71-72	Raintree Cat Condos	55
Cat Condos	55, 60	Emergency Response Resuscitator Kits	26
Cat Adoption Units	56	Rubber Goods	24
Cat Solution Accessories	62	Sani-Kennels	46
Cat Suites, Fiberglass	59	Scaler Tips	78
Cat Towers	57	Scales	96
Chain Link Runs	41-42	Scavengers, Veterinary Anesthetic Gas	13, 14
Chairs and Stools	105-108	Silvis Seal <sup>™</sup> + Sani-Slope <sup>™</sup>	47
CO <sub>2</sub> Absorbent	14	Space Saver Folding Kennel	52
Color Chart-Cabinetry	67-68	Sterilizers and Accessories	88-89
Color Chart-Upholstery	109-110	Stools	105-108
Custom Cat Runs	58	Surgery Tables, Stainless Steel	120
Cylinder Mounting Blocks	17	Tables, Wet/Prep/Exam, Lift, Dry Exam, Surgery	113-124
Dental Delivery Accessories	77-78	Tri-Kennels	53
Dental Delivery Systems	75	Tubs	125, 129-130
Dental Training Network	84	UltraBase <sup>™</sup> Above Floor Kennels	51
Dental Radiography	79-84	Ultrasonic Cleaners	87
Dog Daycare Room Dividers	40	Urolithiasis Probes	78
Dog Solution Accessories	54	Vaporizer Service Center	12
Dryer Cages	38	Vaporizers, VIP 3000	11
Endotracheal Tubes, Sterile	20	Ventilator, Midmark Model 3002PRO	15
Faucets and Sinks	125-128	Ventilator Accessories	16
Flowmeters, Replacement Oxygen	18		
Fluid Warmer, IV	26	<b>Ordering Information</b>	<b>135</b>
Grooming Table	131	<b>Warranty Information</b>	<b>133-134</b>
Handpieces	78	<b>Midmark Locations</b>	<b>136</b>
Hose Assemblies	25		
Induction Chambers, Small Animal	19		
Instrument Processing Workflow	90		
ISO-Care Quarantine Cages	39		
K-9 Cabin Double Stacked System	43		
Kennels, Stainless Steel and Accessories	48-50		

Pricing and product availability in this catalog supersede information in all other catalogs. Products and prices are subject to change or discontinuation without prior notice. Midmark prices that are in effect when your order is received will be honored even if the items are temporarily out of stock.

# Anesthesia

---

Midmark anesthesia machines (formerly Matrx®) are a longtime favorite of veterinary professionals around the world for inhalation anesthesia delivery. For over 50 years, each machine has been carefully manufactured to provide you with years of safe, simple and controllable inhalation anesthesia delivery. With wall, stand and tabletop configurations, we are sure to have the anesthesia delivery solution that fits your clinic needs.



# Anesthesia Machines

## VMS® Plus

The VMS® Plus provides the functionality you need with two shelves for convenient placement of monitors and equipment. Its dual-vaporizer mounting capability allows you to easily switch from one vaporizer to another.

- Includes Occlusion Valve with safety relief to prevent unsafe build-up in the anesthesia circuit/patient
- Negative Pressure Relief Valve—opens to provide room air to patient if contents of breathing bag are depleted
- Dual-view oxygen flowmeter—glass tube with a scale reading from 0.2 to 4 LPM—quickly switch from standard to magnified view at the touch of a finger
- Easy-to-view inhalation/exhalation valves allow easy monitoring of respiration for patient safety—no tools needed to disassemble
- Oxygen flush
- 1500 cc CO<sub>2</sub> absorber with quick release lever feature for easy absorbent replacement (accepts prepack canisters or 1350 grams loose absorbent)
- Scavenging/adjustable pressure limiting (APL) valve
- Breathing circuit pressure gauge
- 15 mm and 22 mm diameter corrugated breathing circuits
- One- and two-liter breathing bags
- Chrome portable stand with 5-leg spider base and casters
- Convenient monitor shelves
- Accepts Midmark VIP 3000® and TEC 3 vaporizers (one mounting kit included)
- Dual-vaporizer mount capability
- Oxygen low-flow flowmeter add-on capability
- Includes starter pack of Sodasorb LF

- 91800081 VMS® Plus (USA)
- 91800075 VMS® Plus (ISO/Canadian)
- 91800709 Low Flow O<sub>2</sub> Kit (USA)
- 91800707 Low Flow O<sub>2</sub> Kit (ISO/Canadian)
- 91800129 IV Holder Kit
- 91305187 Mounting Kit for Second Vaporizer

### ACCESSORIES

Note: For Midmark VIP 3000® Vaporizers, see page 11.  
For cylinder mount blocks, see page 17.



5 YEAR  
LIMITED WARRANTY

91800081

Top Shelf 22 1/2" W x 6 1/2" D  
Bottom Shelf 22 1/2" W x 13" D



91800129



FM 53823

## VMS®

The VMS® small animal anesthesia machine is a long-time favorite of veterinary professionals. It is designed for safe, simple and controllable small animal inhalation anesthesia. Optional shelves available.

- Includes Occlusion Valve with safety relief to prevent unsafe build-up in the anesthesia circuit/patient
- Negative Pressure Relief Valve—opens to provide room air to patient if contents of breathing bag are depleted
- Dual-view oxygen flowmeter—glass tube with a scale reading from 0.2 to 4 LPM—quickly switch from standard to magnified view at the touch of a finger
- Easy-to-view inhalation/exhalation valves allow easy monitoring of respiration for patient safety—no tools needed to disassemble
- Oxygen flush
- 1500 cc CO<sub>2</sub> absorber with “Quick Release” lever feature for easy absorbent replacement (accepts prepack canisters or 1350 grams loose absorbent)
- Scavenging/adjustable pressure limiting (APL) valve
- Breathing circuit pressure gauge
- 15 mm and 22 mm diameter corrugated breathing circuits
- One- and two-liter breathing bags
- Chrome portable stand with 5-leg spider base and casters
- Accepts Midmark VIP 3000® and TEC 3 vaporizers (mounting kit included)
- Oxygen low-flow flowmeter add-on capability
- Includes starter pack of Sodasorb LF

91800003	VMS® (USA)
91800070	VMS® (ISO/Canadian)
91800042	VMS® Wall Mount (USA)
20232800	VMS® w/ CM Wet Lift Table Mount (swing arm included)
40165601	Swing Arm Mount for VMS® to CM Wet Lift Table
91800709	Low Flow O <sub>2</sub> Kit (ISO/Canadian)
91800138	Quick Release Absorber Conversion Kit
93305007	Post Mount Assembly (for adding second vaporizer)
91800167	VMS® to VMS® Plus Conversion Kit
91805141	Ventilator Shelf for VMS®
91805140	Tray Shelf for VMS®
91805146	Mayo Tray (1)

### ACCESSORIES

Note: For Midmark VIP 3000® Vaporizers, see page 11. For cylinder mount blocks, see page 17.



91800003



91805140



91805141

20232800  
(Table Sold Separately)

FM 53823

**NOTE:** For ordering information or questions on part number items shown above, contact us at **1.844.856.1236**.

[Back to Contents](#)

## VME2®

The sleek, compact design of the VME2® can be upgraded with optional add-on components such as shelves, a second flowmeter, a second vaporizer, an occlusion valve with safety relief and/or an emergency air intake valve.

- Dual-view oxygen flowmeter—glass tube with a scale reading from 0.2 to 4LPM—quickly switch from standard to magnified view at the touch of a finger
- Easy-to-view inhalation/exhalation valves allow easy monitoring of respiration for patient safety—no tools needed to disassemble
- Oxygen flush
- 1100 cc CO<sub>2</sub> absorber and starter pack of Sodasorb® LF
- Scavenging/adjustable pressure limiting (APL) valve
- Breathing circuit pressure gauge
- 15 mm and 22 mm diameter corrugated breathing circuits
- One- and two-liter breathing bags
- Portable stand with 5-leg spider base and casters
- Convenient accessory shelf
- Accepts Midmark VIP 3000® and TEC 3 vaporizers (single mounting kit included)



**5 YEAR**  
LIMITED WARRANTY

91805111

- 91805111 VME2® (USA)
- 91805112 VME2® (ISO/Canadian)
- 20232900 VME2® w/CM Wet Lift Table Mount (swing arm included)
- 40165602 Swing Arm Mount for VME2® to CM Wet Lift Table
- 93805114 Occlusion Valve
- 91805117 Dual Flowmeter Mount Kit
- 91805118 Dual Vaporizer Mount Kit
- 91805121 Emergency Air Intake Valve and Dome Kit
- 91805143 VME2® Ventilator Shelf
- 91805142 VME2® Tray Shelf
- 91805144 Slot Shelf
- 91805146 Mayo Tray (1)

### ACCESSORIES

Note: For Midmark VIP 3000® Vaporizers, see page 11.  
For cylinder mount blocks, see page 17.



91805142



91805143



91805144



93805114



91805117



91805118



91805121



20232900  
(Table Sold Separately)



FM 53823

# Wall/Tabletop Systems



91800042 (Vaporizer Sold Separately)

## VMS® Wall Mount

Our most popular anesthesia machine is available in a wall-mount configuration.

- Includes occlusion valve and starter pack of Sodasorb® LF
- Simple to install
- Small surface area design
- Pivot arm rotates 130 degrees and extends to 8" from wall
- Accepts Midmark VIP 3000® or TEC 3 vaporizers (mounting kit included)

- 91800042 VMS® Wall Mount (USA)
- 91800166 VMS® Wall Mount (ISO)
- 91800709 Low Flow O<sub>2</sub> Kit (USA)
- 91800186 Vaporizer Wall Mount Kit (for adding 2nd vaporizer)



91800094 (Vaporizer Sold Separately)

## VME2® Tabletop/Wall Mount System

Flexibility and performance at a low price.

- Light weight – 16 lb
- Compact design: 18 1/8" x 16 1/4" x 7 1/2" (HxWxD)
- Convenient carry handle with soft vinyl grip
- Accepts VIP 3000® or TEC 3 vaporizers (mounting kit included)
- 0.2 to 4 LPM dual-view oxygen flowmeter with standard and magnified views
- 1100 cc CO<sub>2</sub> absorber and starter pack of Sodasorb® LF
- Rubber foot pads help prevent scratching of countertop
- Breathing circuit package included
- Optional wall mount kit is available
- Low-flow model replaces the 0.2 to 4 LPM flowmeter with a 0-1000 cc oxygen flowmeter

- 91800094 VME2® Tabletop
- 91800121 VME2® Tabletop (ISO/Canadian)
- 91800103 Optional Wall Mount Kit
- 93805114 Occlusion Valve
- 91805121 Emergency Air Intake Valve and Dome Kit

### ACCESSORIES

Note: For Midmark VIP 3000® Vaporizers, see page 11.



FM 53823

**NOTE:** For ordering information or questions on part number items shown above, contact us at 1.844.856.1236.

[Back to Contents](#)

# Non-rebreathing Anesthetic Delivery Systems

## VMR® Low-flow Non-rebreathing System

Designed for safe, simple and controllable inhalation anesthesia for rats, small rodents, exotics and patients weighing less than 5 lbs (2.27 kg). The VMR® provides rapid control of anesthetic depth with little resistance to respiration.

- Non-rebreathing anesthetic delivery system
- Dual-view oxygen flowmeter—glass tube with a scale that reads from 0-1000 cc/min—quickly switch from standard to magnified view at the touch of a finger
- Includes well-fill or key-fill isoflurane or well-fill sevoflurane VIP 3000® vaporizer
- Tabletop models feature a built-in handle and rubber feet
- Standard flow (0.2-4 LPM) and wall mount models also available

### VMR® w/Isoflurane Well-Fill Vaporizer

91800218 (USA)

91800236 (ISO/Canadian)

### VMR® w/Isoflurane Key-Fill Vaporizer

91800219 (USA)

91800237 (ISO/Canadian)

### VMR® w/Sevoflurane Well-Fill Vaporizer

91800261 (USA)

91800262 (ISO/Canadian)

### VMR® Wall Mount

91800223 VMR® Wall Mount with Isoflurane Well-Fill Vaporizer (USA)

91800224 VMR® Wall Mount with Isoflurane Key-Fill Vaporizer (USA)

### ACCESSORIES

91805100 0.2-4 LPM Add-on Kit (USA)

Note: For cylinder mount blocks, see page 17.



5 YEAR  
LIMITED WARRANTY

91800218



FM 53823

## VMR® Low-flow Tabletop Non-rebreathing System

- 91805060 VMR® Tabletop with Isoflurane Well-Fill Vaporizer (USA)
- 91805061 VMR® Tabletop with Sevoflurane Well-Fill Vaporizer (USA)
- 94805059 VMR® Tabletop Assembly (USA)
- 91806300 VMR® Tabletop Assembly (ISO)

### O<sub>2</sub> Flowmeter Assembly for VMR®

- 92805097 (USA)
- 91805098 (ISO/Canadian)



91805060



FM 53823

**NOTE:** For ordering information or questions on part number items shown above, contact us at **1.844.856.1236**.

[Back to Contents](#)

# Vaporizers

## VIP 3000® Vaporizer

The VIP 3000® veterinary vaporizer uses proven design principles to ensure output concentration is virtually unaffected by flow rate, temperature variations, duration of use, liquid level or back-pressure fluctuation within its clinical range.

- Automatic flow rate and temperature compensation
- Large, easy-to-read dial
- Integrated safety lock to prevent unintentional engagement
- Large sight-glass for at-a-glance liquid level monitoring
- Choice of agent-specific models for isoflurane or sevoflurane

**91305430** Isoflurane VIP 3000® – Well-Fill  
For use with isoflurane. 0.5% – 5.0% at 1/2% intervals.

**91305418** Isoflurane VIP 3000® – Key-Fill  
For use with isoflurane. 0.5% – 5.0% at 1/2% intervals.  
Includes Key-fill Adapter 91305421

**91305507** Sevoflurane VIP 3000® – Well-Fill  
For use with sevoflurane. 0.25% – 8.0% at 1% intervals.

**40140201** Sevoflurane VIP 3000® – Key-Fill  
For use with sevoflurane. 0.25% – 8.0% at 1% intervals.  
Includes Key-fill Adapter 10566000



Easy-to-Read Detent Dial



Simple-to-Use Fill Port

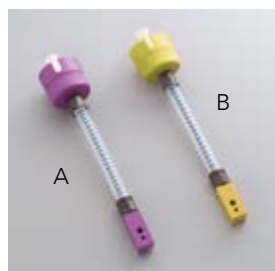
Vaporizer mounting hardware is included with each Midmark anesthesia machine.

### Mounting Kits

- 002-1844-00** For VMS®/VMC/VML®  
**91305187** For VME®/VMS® Plus/VME2®  
**93305007** Post Mount Assembly  
 (For adding second vaporizer to VMS®)

### ACCESSORIES

- 91305421** (A) Isoflurane Key-Fill Adapter  
**10566000** (B) Sevoflurane Key-Fill Adapter  
**92305072** (C) FS-2A Inlet Tubing Adapter  
**92305073** (D) FS-2 Outlet Tubing Adapter  
**91315075** 7/16" OD x 1/4" ID Hose  
**91800186** Vaporizer Wall Mount



FM 53823

# Vaporizer Service

## FACTORY SERVICE FOR ACCURATE, RELIABLE OPERATION

To assure continued accuracy and reliability, every Midmark VIP 3000® vaporizer should be serviced and calibrated annually. Service includes:

- Complete disassembly and cleaning
- Ultrasonic bath to clean internal metal parts
- Calibration and adjustment of Thermo Control
- Reassembly with new seals and wick\*
- Cleaning/polishing of exterior parts

Vaporizers ARE NOT field serviceable. Disassembly or service by anyone other than an authorized Factory Service Technician may result in damage or subsequent unsafe operation of the vaporizer.

\* If additional parts are required, you will be contacted with an estimate.



Our Vaporizer Service Center is staffed with highly qualified service technicians using state-of-the-art equipment. The Midmark VIP 3000® Vaporizer is a sophisticated device and under no circumstance should be tampered with or disassembled by anyone other than a Midmark-authorized vaporizer service technician. These units ARE NOT field serviceable.

## Midmark VXP™ Vaporizer Exchange Program

### Simple, convenient and effective

If you own a Midmark or Matrix® vaporizer that has been manufactured or serviced in the last five years, contact your dealer and request a Midmark VXP™ vaporizer. You will receive a vaporizer for the agent you specify (isoflurane or sevoflurane). Simply exchange your vaporizer with the Midmark VXP™ vaporizer and return it to the Midmark Vaporizer Service Center in the shipping carton in which you received your Midmark VXP™ unit.

When you receive your Midmark VXP™ vaporizer, mount it on your machine and you're ready to go. Enjoy no down time and the confidence of a cleaned, calibrated and tested vaporizer.

The Midmark VXP™ Vaporizer you receive has undergone the complete Midmark Vaporizer Service Center protocol.

91305535 Isoflurane VXP™ Well-fill Vaporizer

91305534 Isoflurane VXP™ Key-fill Vaporizer

91305537 Sevoflurane VXP™ Well-fill Vaporizer

10601700 Sevoflurane VXP™ Key-fill Vaporizer

## Service

For complete details on vaporizers requiring service, or availability of rental vaporizers, contact your local Midmark veterinary dealer.

For vaporizer service outside the United States and Canada, please contact the Midmark Vaporizer Service Center.

Midmark Corporation  
Vaporizer Service Center  
Plant B, St. Rt. 47 West, Versailles, OH 45380 USA  
844-856-1236, option 1

R/R-ISO VAP Isoflurane Vaporizer Service

R/R-SEVO VAP Sevoflurane Vaporizer Service

# Scavengers/CO<sub>2</sub> Absorbent

## Veterinary Anesthetic Gas Scavenger

The Midmark Veterinary Anesthetic Gas Scavenger offers reliable active scavenging of waste anesthetic gas. It is designed to meet current ASTM and ANSI standards and is available in a post-mount or wall-mount configuration. Each wall- or post-mount scavenger unit will scavenge the waste anesthetic gas from one anesthesia machine.

- For maximum flexibility, the post-mount scavenger comes complete with 20 ft. (6 m) of 32 mm tubing, 5 ft. (1.5 m) of 19 mm tubing and post-mount hardware
- The wall-mount scavenger comes complete with 2 ft. (0.6 m) of 32 mm tubing, 18 ft. (5.5 m) of 19 mm tubing and wall-mount hardware.
- Replace charcoal canisters forever with an active gas scavenging system that quietly and consistently keeps you safe
- Designed to meet current ASTM and ANSI standards
- Available in post mount or wall-mount configurations
- Quiet operation
- Can be used with a ventilator or oxygenator
- Easy to install, compact design with few parts
- Standard 19 mm inlet connection
- Power on/off switch with indicator light
- Low voltage (12V DC) operation

- 91515178 Post-Mount Veterinary Scavenger  
(1.75" diameter fittings will fit most stand-mounted anesthesia machines)
- 91515181 Post-Mount Veterinary Scavenger  
(Euro-230V/50Hz)
- 91515179 Wall-Mount Veterinary Scavenger
- 91515182 Wall-Mount Veterinary Scavenger  
(Euro-230V/50Hz)
- 91515169 Post-Mount Replacement Tubing Kit
- 91515170 Wall-Mount Replacement Tubing Kit
- 65939600 Scavenging Hose, 19 mm ID  
(Please order in 12" increments.)
- 65939700 Scavenging Hose, 32 mm ID

## Scavenger Interface

- 94805173 Scavenger Interface Without Mount
- 94805172 Scavenger Interface Column Mount
- 94805171 Scavenger Interface Wall Mount  
24" VAC Quick Connect
- 94805170 Scavenger Interface Wall Mount  
24" VAC DISS



Portable-Post Mount 91515178



Wall Mount 91515179

## Midmark Central Scavenger

The Midmark Central Scavenger safely removes waste gas from your clinic without the cost or hassle of charcoal canister replacement.

- Replace charcoal canisters forever with an active gas scavenging system that quietly and consistently keeps you safe
- Scavenge waste gas from up to four anesthesia machines
- Easily expand the system to cover up to 12 anesthesia machines without significant expense
- Keep your clinic neat and tidy without bulky interface devices attached to the anesthesia machines
- Simple installation process and flexible design ensures your scavenging system will be successfully installed
- Unparalleled service and support to give you peace of mind

**40162800** Midmark Central Scavenger  
(for up to four anesthesia machines)

**20236000** Expansion Kit  
(for up to four additional anesthesia machines)



This product has limited availability outside of the U.S. For confirmation, please contact Midmark Customer Experience.

## Sodasorb® CO<sub>2</sub> Absorbent

The next generation of CO<sub>2</sub> absorbent with safety you can see.

- Permanent, high-contrast color change when absorbent capacity is exhausted or if absorbent becomes desiccated
- Eliminates the potential dangers that come with inhalation anesthesia such as the production of compound A, carbon monoxide, and heat generation due to desiccation
- Unique formulation makes the use of anesthetic agents more efficient
- Minimal resistance to gas flow
- Unique, uniform, pellet shape reduces caustic dust making for cleaner equipment and faster change-out
- Proven safety record ensures the comfort and well-being of both patients and staff
- Sodasorb® LF is available in jugs, convenient pre-pack cartridges and Canister Pak bags. Standard Sodasorb® is available in pre-pack cartridges, Canister Pak bags and a five-gallon pail.



**002-1761-00** Sodasorb® LF Canister-pak Bag, Case of 12

**002-1763-00** Sodasorb® LF Pre-pak Cartridge, Case of 12

**002-1909-00** Sodasorb® LF Jug, Case of 3

**002-1762-00** Standard Sodasorb® Canister-pak Bag, Case of 12

**002-1764-00** Standard Sodasorb® Pre-pak Cartridge, Case of 12

**002-1765-00** Standard Sodasorb® Five Gallon Pail

# Ventilators

## Model 3002PRO Small Animal Anesthesia Ventilator

An electronically controlled, time-cycled, pressure-limited ventilator, the Model 3002PRO replaces the breathing bag to provide smooth, even delivery of anesthesia. Designed specifically for veterinary practice, the 3002PRO assures a constant volume for each delivered breath, regardless of patient compliance and airway resistance. Easy-to-use controls make operation simple and convenient.

- Replaces the breathing bag
- Single volume control knob allows for minute changes with small patients
- Promotes regular breathing for a smoother plane of anesthesia, more normocapnic  $\text{PaCO}_2$  levels and a more normal blood pH
- More economical use of supply gas (oxygen or clean dry air)
- Interchangeable bellows adapt to animals from 2.2 lb to 440 lb (1 kg to 200 kg)—no tools required
- Maximum working pressure limit (MWPL) adjustable from 10-60 cm  $\text{H}_2\text{O}$
- Dual-airway pressure alarms monitor the peak inspiratory pressure (PIP) of every breath and sound when the PIP either exceeds the preset maximum working pressure limit (MWPL), or fails to reach 6 cm  $\text{H}_2\text{O}$  as in the case of a disconnect
- Standard low-supply gas alarm signals when supply-gas pressure falls below 35 psi
- Adapts easily to all anesthesia circuits with out-of-circuit vaporizers
- Accommodates respiratory rates from 6-40 breaths per minute at inspiratory flow rates from 0-100 LPM
- Built-in scavenging port
- Deliverable tidal volume (TV) range is from approximately 20 cc to 3,000 cc

- 91806001 Model 3002PRO  
with 300–1600 ml bellows and bellows housing  
Approx. Patient Weight Range 44–264 lb (20–120 kg)
- 91806002 Model 3002PRO  
with 0–300 ml bellows, bellows housing and adapter  
Approx. Patient Weight Range Up to 55 lb (0–25 kg)
- 91806003 Model 3002PRO  
with 1600–3000 ml bellows and bellows housing only  
Approx. Patient Weight Range 220–440 lb (100–200 kg)
- 91806005 Model 3002PRO  
with 300–1600 ml bellows and bellows housing plus  
0–300 ml bellows, bellows housing, and adapter



Note: All versions of the Model 3002PRO Anesthesia Ventilator include Model 3002PRO controller, bellows base assembly, pressure-sensing tube and tee, driving gas tube, power cord, spare fuse and operating manual.

Note: For ease of installation, use an existing gas supply as the driving gas. Please order one demand wye and supply hose.

### Demand Wye

91806022 DISS  $\text{O}_2$ , Green

91806029 DISS  $\text{O}_2$ , White

### Supply Hose


91806031 DISS  $\text{O}_2$ , FxF, 4 ft., Green

91806032 DISS  $\text{O}_2$ , FxF, 4 ft., White

## VENTILATOR ACCESSORIES



### Bellows

- 91806021 0-300 ml Attachment  
(Includes: Bellows, Adapter and Housing)
- 91806026 (A) 0-300 ml Bellows
- 91806027 (B) 0-300 ml Bellows Adapter
- 91806028 (C) 0-300 ml Bellows Housing
- 91806042 300-1600 ml Bellows
- 91806044 300-1600 ml Bellows Housing
- 91806043 1600-3000 ml Bellows
- 91806045 1600-3000 ml Bellows Housing




### Demand Wye

- 91806022 (D) DISS O<sub>2</sub>, Green
- 91806029 (E) DISS O<sub>2</sub>, White (Int'l Version)
- 91806023 (F) DISS O<sub>2</sub> 90°, Green
- 91806030 (G) DISS O<sub>2</sub> 90°, White (Int'l Version)



### Supply Hose

- 91806031 (H) DISS O<sub>2</sub>, Fx F, 4 ft., Green
- 91806032 (I) DISS O<sub>2</sub>, Fx F, 4 ft., White (Int'l Version)



### Stands

- 91806033 (J) 5 Leg, 42" w/Casters and Mounting Plate
- 91806034 (K) 5 Leg, 37" w/Casters and Bushing Mount

### Mounting Arms/Plates


- 91805151 Mounting Arm w/Plate for VMC
- 91805152 Mounting Arm w/Plate and Extension for VMS®
- 93805128 Mounting Plate
- 91805154 Mounting Arm
- 91805155 Mounting Arm Extension



91805152

### Replacement Parts

- 91806038 (M) O-Ring, Base to Housing
- 91806039 (N) O-Ring, Bellows Adapter
- 91806040 (P) O-Ring, Base to Pop-Off Valve
- 91806041 (R) Super O Lube
- 91806048 Pressure Sampling Tee
- 91806049 Clear Corrugated Tubing 22 mm x 36"



## ANESTHESIA ACCESSORIES


### Cylinder Mounting Blocks

Small "E" or "D" size cylinder mounting blocks with single-stage regulators are available to complete your portable system. Includes high-pressure hoses and cylinder wrench.

For VMS®, VMS® Plus, VME2® and VMC, Five-Leg Base  
(Not for use on VME®)

93305369 1 Cylinder O<sub>2</sub> (USA)

94305370 2 Cylinders O<sub>2</sub> (USA)



93305369 for (1) O<sub>2</sub>



94305370 for (2) O<sub>2</sub>

65932200 Replacement "T" Handle

91120014 "E" or "D" Cylinder Seals, pkg. of five



91120014

### Mayo Tray Cart

91805145 Mayo Tray Cart w/2 trays

91805146 Mayo Tray (1)



91805145

## Oxygen Flowmeters

For VMS®/VMS® Plus/VME2®/VML®

Scale reads from 0.2 to 4 LPM for the VMS®, VMS® Plus and VME2®, and 1 to 10 LPM for the VML®. Dual-view flowmeters quickly switch from standard to magnified view at the touch of a finger.

VMS® O<sub>2</sub> Flowmeter Assembly with Flush

[91800206](#) (USA)

[91800207](#) (ISO/Canadian)

VMS® Plus/VME2® O<sub>2</sub> Flowmeter Assembly with Flush

[91800203](#) (USA)

[91800204](#) (ISO/Canadian)

VML® O<sub>2</sub> Flowmeter Assembly with Flush

[91800254](#) (USA)

[91800255](#) (ISO/Canadian)

Low Flow O<sub>2</sub> Kit

[91800709](#) (USA) (0-1000cc)

Dual Flowmeter Mount - VME2®

[91805117](#)



Standard View



Magnified View



Dual Flowmeters on VME2

## Small Animal Induction Chambers

A useful addition to conventional inhalation anesthesia procedures, the Small Animal Induction Chambers are available in four sizes to accommodate cats, small dogs, birds, mice and other small patients.

- Available in 45-liter, 18-liter, 5.25-liter and 1.5-liter sizes
- Constructed of 0.22" (5.6 mm) impact-resistant acrylic
- Inlet port accepts standard 22 mm breathing tube or 15 mm connector
- Outlet port accepts standard 19 mm scavenging tube or 15 mm connector
- Sliding, self-locking top has stops to prevent unintentional removal of lid
- Scratch-resistant feet
- Includes a hook-up kit to connect vaporizer to inlet port

20220601	45-liter Induction Chamber
93800038	18.5-liter Induction Chamber
93805107	5.25-liter Induction Chamber
93805106	1.5-liter Induction Chamber
92800131	Inlet Port Hook Up Kit

Scavenger Tubing (19 mm) available on page 11.



Approximate Volume	Dimensions
45 liters	20" l x 12" w x 12" h (51 cm x 30.5 cm x 30.5 cm)
18.5 liters	16" l x 8" w x 10.5" h (41 cm x 20 cm x 27 cm)
5.25 liters	11" l x 5.75" w x 7" h (28 cm x 14.5 cm x 18 cm)
1.5 liters	7.5" l x 5.5" w x 4" h (19 cm x 14 cm x 10 cm)

## Small Animal Anesthesia Masks

Available in sizes to fit all feline and canine patients, these high-quality plastic masks feature a 15 mm connector, clear cone for full visualization, and a highly flexible, replaceable rubber diaphragm designed to minimize leaks.

### Masks with Diaphragm

91351400	Set of 5 Masks (1 each of below)
93805027	Small Feline Mask
93805028	Medium Feline Mask
93805029	Large Feline Mask
93815026	Small Canine Mask
93815028	Large Canine Mask

### Replacement Diaphragms

91815014	Small Feline
91815015	Medium Feline
91815016	Large Feline
91815017	Small Canine
91815018	Large Canine



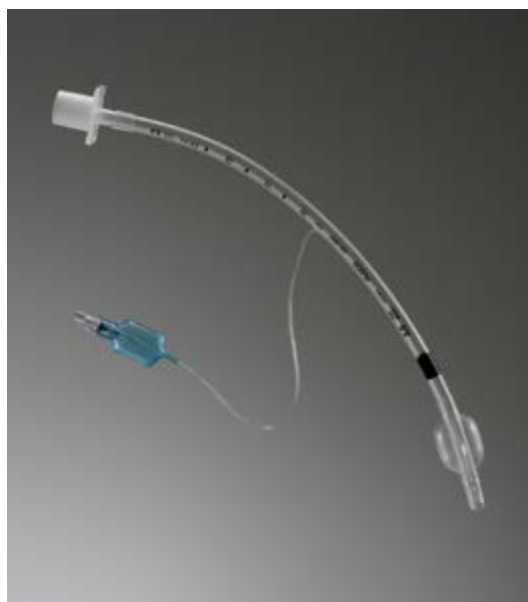
Mask	Outer Dia.	Inner Dia.	Cone Depth
Small Feline	1-3/4" (44 mm)	7/8" (22 mm)	15/16" (24 mm)
Medium Feline	2-1/4" (57 mm)	1-3/16" (30 mm)	1-1/8" (29 mm)
Large Feline	2-3/8" (60 mm)	1-5/16" (33 mm)	1-3/8" (35 mm)
Small Canine	3-7/16" (87 mm)	1-3/16" (30 mm)	2-7/8" (73 mm)
Large Canine	5-1/8" (130 mm)	2-1/8" (54 mm)	4-3/4" (121 mm)

## Sterile Endotracheal Tubes

Superior cuff design helps you prepare for correct intubations every time. The thin, large diameter cuff conforms to uneven tracheal surfaces and maintains a proper low pressure seal. A high-compliance cuff lies close to the tube, improving visualization prior to inflation.

### Cuffed Endotracheal Tubes

91316537	(3.0 mm)
91316551	(3.5 mm)
91316538	(4.0 mm)
91316539	(4.5 mm)
91316540	(5.0 mm)
91316541	(5.5 mm)
91316542	(6.0 mm)
91316543	(6.5 mm)
91316544	(7.0 mm)
91316545	(7.5 mm)
91316546	(8.0 mm)
91316547	(8.5 mm)
91316548	(9.0 mm)
91316549	(9.5 mm)
91316550	(10.0 mm)



Cuffed

### Uncuffed Endotracheal Tubes

91316526	(2.0 mm)
91316527	(2.5 mm)
91316528	(3.0 mm)
91316529	(3.5 mm)
91316530	(4.0 mm)
91316531	(4.5 mm)
91316532	(5.0 mm)
91316533	(5.5 mm)
91316534	(6.0 mm)
91316535	(6.5 mm)
91316536	(7.0 mm)



Uncuffed

# LED Laryngoscope Blades

- 93315450 (A) Macintosh Size 1 (87 mm)
- 93315451 (B) Macintosh Size 2 (108 mm)
- 93315452 (C) Macintosh Size 3 (128 mm)
- 93315453 (D) Macintosh Size 4 (159 mm)
- 93315468 (E) Miller Size 0 (75 mm)
- 93315469 (F) Miller Size 1 (102 mm)
- 93315470 (G) Miller Size 2 (155 mm)
- 93315471 (H) Miller Size 3 (195 mm)
- 93315472 (I) Miller Size 4 (205 mm)

## Laryngoscope Handles and Bulbs

Designed to accept both Macintosh and Miller blades. Handles are available in a choice of two sizes. Chrome-plated stainless steel construction.

- 91315278 Standard – accepts 2 “C” size batteries
- 020-0354-00 Short handle – accepts 2 “AA” size batteries
- 002-1962-00 Small Replacement Lamps, 5 pk Fits Macintosh 1 & 2, Miller 1, 2, & 3
- 002-1961-00 Large Replacement Lamps, 5 pk Fits Macintosh 2, 3, & 4, Miller 3 & 4



## Disposable LED Laryngoscope Blade Kit

System features interchangeable, disposable laryngoscope blades with a medium reusable handle. The disposable stainless steel blades are offered in Macintosh sizes 2, 3 and 4 as well as Miller sizes 0, 1, 2 and 3.

- 91315601 Disposable Blade Kit with Reusable Handle

## Disposable Laryngoscope Blades

- 91315602 Disposable Size 2 Macintosh Blade, each
- 91315603 Disposable Size 3 Macintosh Blade, each
- 91315604 Disposable Size 4 Macintosh Blade, each
- 91315605 Disposable Size 0 Miller Blade, each
- 91315606 Disposable Size 1 Miller Blade, each
- 91315607 Disposable Size 2 Miller Blade, each
- 91315608 Disposable Size 3 Miller Blade, each

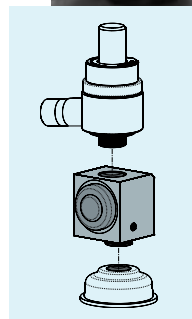
## Midmark Occlusion Valve With Safety Relief

The Midmark Occlusion Valve with Safety Relief Assembly allows you to simply and quickly close the breathing circuit to allow you to bag (sigh) the patient.

- Easily attaches to your Midmark anesthesia machine, no tools required
- Constructed of long-lasting anodized aluminum
- Safety relief feature (25-30 cm H<sub>2</sub>O) prevents unsafe pressure build-up in the anesthesia circuit/patient
- Simply operated by the push of a single silicone activation button
- Included with each Midmark VMS® and VMS® Plus Anesthesia Machine

93805114 Occlusion Valve with Safety Relief

*Note: APL valve is NOT included*



Occlusion Valve with Safety Relief attaches easily between the Midmark Exhalation Valve Dome and APL Valve as shown.

## Absorber Quick Release Conversion Kit

Easily convert a thumb nut-style absorber to a convenient quick-release absorber. Simple flip-lever locking mechanism allows you to easily seal the absorber canister. Compatible with anesthesia machines manufactured by Fraser Harlake, Ohmeda and Matrx Medical.

91800138 Quick Release Conversion Kit



Go from a thumb nut-style absorber (left), to a quick-release absorber (right).

## Maintenance Kit

All the parts you need for routine anesthesia machine maintenance in one convenient package—easy and affordable. Save money versus purchasing each item separately.

91303015 Maintenance Kit  
for Midmark VMS®, VMS® Plus, VMC

91303016 Maintenance Kit  
for Midmark VME® Stand Mount

91303017 Maintenance Kit  
for Midmark VME2®, VME® Tabletop



91303015

**NOTE:** For ordering information or questions on part number items shown above, contact us at 1.844.856.1236.

[Back to Contents](#)


# Ayres Non-rebreathing System with Scavenger Adapter

Connects in seconds to any Midmark anesthesia machine. Designed especially for the small animal patient with less than 15 lb (6.8 kg) body weight, it provides minimal dead space and less resistance to flow as compared to a full-circle system.

94515185 Ayres System Complete

## Replacement Parts

- 92305073 (A) FS-2 Outlet Adapter  
91315075 (B) Black Rubber Tubing  
7/16" OD x 1/4" ID hose  
Must order 48" length  
92315080 (C) "T" Tube Adapter  
92316019 (D) Breathing Tube  
92305098 (E) Bag to Tube Adapter  
91800194 (F) 1L Bag with Scavenger Adapter  
91305439 (G) Scavenger Adapter  
91815246 (H) Tube Connector x 19 mm x 15 mm  
92800173 1L Bag w/Hole, No Scav. Adapter



94515185

## Breathing Circuits

Designed to maximize patient safety and user convenience. A 360-degree connector rotation eliminates tubing twists or kinks. Advanced Z-wave tubing provides superior flexibility.

- 002-1705-00 22 mm Diameter  
91316419 15 mm Diameter w/1-Liter Breathing Bag



91316419



002-1705-00

## Unilimb Rebreathing Circuit

Innovative tube-within-a-tube design enhances performance and convenience.

- Aids in heat and moisture retention, speeding patient recovery time
- Efficient design reduces clutter of multiple tubes

- 91316417 Unilimb Rebreathing Circuit 40"  
91316431 Unilimb Rebreathing Circuit 60"  
91316432 Unilimb Rebreathing Circuit 72"  
91316435 Pediatric Unilimb Rebreathing Circuit 40"



91316417

## Midmark Veterinary Rubber Goods

### (A) Corrugated Breathing Tubes

- 92316018 VMS®/VMC/VME® – 12" (30 cm)  
 92316020 VMS®/VMC/VME® – 40" (102 cm)  
 20221100 \* VML® – 72" (183 cm)  
 Note: VML® breathing tube is semi-translucent, not black rubber.

### (B) Black Tubing

- 91315075 7/16" OD x 1/4" ID  
 (11 mm OD x 6 mm ID)  
 91315076 1/2" OD x 5/16" ID  
 (13 mm OD x 8 mm ID)

### (C) Breathing Bags

- 91316047 1/2 Liter  
 91316041 1 Liter  
 91316042 2 Liter  
 91316043 3 Liter  
 91316044 4 Liter  
 91316045 5 Liter  
 93815401 15 Liter\*  
 93815400 30 Liter\*

\* 15 L and 30 L breathing bags and tubes for the VML® have a 2" (5 cm) ID opening.

### (D) Breathing Circuit Accessories

- 91315088 VMS®/VMC/VME® Inhaler "Y"  
 93815403 VML® Inhaler "Y"  
 10008200 VML® Inhaler "Y" Retaining Ring  
 (Included with 93815403)

### (E) Straight Mask Adapter

- 91315091 15 mm – 22 mm

### VML® Endo Tube Connectors

- 92805421 22 mm  
 92805425 25 mm  
 92805434 30 mm  
 92805435 40 mm



## Midmark Hose Assemblies

Quality color-coded, nylon-reinforced hoses with chrome-plated brass fittings.

### O<sub>2</sub> Hose Assembly

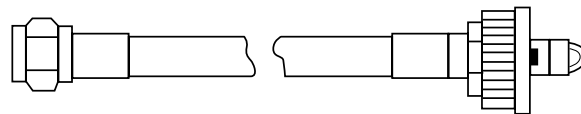
92305126\* Female DISS x Ohio Male QC (USA)

92305291\* Female DISS x Ohio Male QC (ISO)

92305110\* Female DISS x Female DISS (USA)

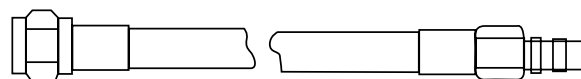
92305297\* Female DISS x Female DISS (ISO)

92305118\* Female DISS x Ohio Female QC (USA)



Female DISS x Ohio Male QC

92305126 (O<sub>2</sub>)  
92305127 (N<sub>2</sub>O)



DISS Female x Puritan Male

92305122 (O<sub>2</sub>)

### Vacuum Hose Assembly

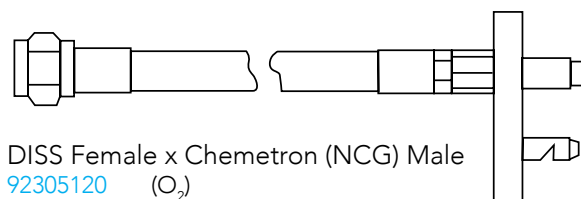
92305248\* Female DISS x Female DISS (USA)

### N<sub>2</sub>O Hose Assembly

92305127\* Female DISS x Ohio Male QC (USA/ ISO)

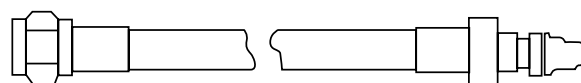
92305111\* Female DISS x Female DISS (USA/ ISO)

92305119\* Female DISS x Ohio Female QC (USA/ ISO)



DISS Female x Chemetron (NCG) Male

92305120 (O<sub>2</sub>)  
92305121 (N<sub>2</sub>O)

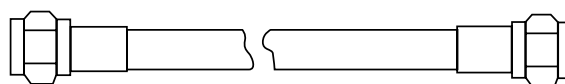


DISS Female x Schrader Male

92305124 (O<sub>2</sub>)  
92305125 (N<sub>2</sub>O)

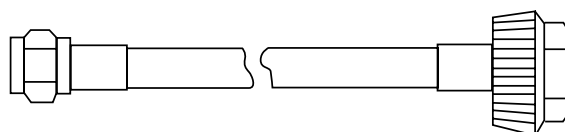
### \*SPECIFY HOSE LENGTH

Midmark hoses are custom-made to order. Please specify hose length, in feet, when placing your order.



DISS Female x DISS Female

92305110 (O<sub>2</sub>)  
92305111 (N<sub>2</sub>O)



DISS Female x Hand-I-Twist DISS Female

92305288 (O<sub>2</sub>)

# Resuscitation/Fluid Warming

## Emergency Response Kits

Emergency Response Kits are available in two sizes and contain a Disposable Resuscitator, Animal Mask Kit, Oxygen Supply Tubing, Physiological Parameter List and Carry Case.

- 90000 Small Emergency Response Kit  
for animals weighing less than 66 lb (30kg)
- 90001 Large Emergency Response Kit  
for animals weighing 66 lb (30kg)
- 91351400 Replacement Mask Set  
Includes 1 each: small feline, medium feline,  
large feline, small canine and large canine mask
- 91150010 Oxygen Supply Tubing (7 feet)



## LSP Disposable Resuscitator

Reliable, efficient ventilation with patient protection. Features non-deforming bag, pressure relief valve on Small and X-Small models, and connector for optional pressure-manometer or PEEP valve. Includes mask, oxygen supply tubing and oxygen reservoir. Not made with natural rubber latex.

- 91350666 Large (patients over 55 lb/25 kg)  
Disposable BVM w/Bag Reservoir
- 91350667 Small (patients between 16 and 55 lb/  
7.3-25 kg) Disposable BVM w/Bag Reservoir
- 91350668 X-Small (patients less than 16 lb/7.3 kg)  
Disposable BVM w/Bag Reservoir



## IV Fluid Warmer

- Portable and lightweight
- Convenient hanging strap to hang unit on IV pole
- Current temperature displayed in Fahrenheit or Celsius
- Temperature overheating protection
- Indicators for warming (orange), power (green) and overheating (red)
- Reduces prep time required for warming of fluid
- Can monitor temperature second-to-second
- Reduces patient discomfort due to cold fluid
- Compatible with standard IV sets
- Not recommended for use with blood products
- 1-year limited warranty

VF-4 IV Fluid Warmer



This product has limited availability outside of the U.S. For confirmation, please contact Midmark Customer Experience.

**NOTE:** For ordering information or questions on part number items shown above, contact us at 1.844.856.1236.

[Back to Contents](#)

# Boarding + Containment

---

Midmark containment offers the flexibility your clinic needs. Our variety of kennel door designs, modular cage units and stylish condos help improve workflow while achieving the look and functionality you desire.



# DOG SOLUTION

## Stainless Steel Cages

Midmark stainless steel cages are manufactured with many features that enhance cleanability, strength and ease-of-use.

- Patient comfort enhancements added to latch and cage body for a 19% noise reduction over former design
- All 20-gauge 304 stainless steel construction—23% thicker than industry average
- Heavy-duty reversible door
- One-piece stainless steel hinge plate with multiple attachment points for stability and to help prevent sagging
- Stainless steel door features 3/8" diameter frame, 1/4" diameter crossmembers and 3/16" diameter vertical rods
- One-piece stainless steel corner/trim strips to enhance strength and stability
- Full 1" radius corners
- Heavy-gauge latch—padlock or door clip—extremely quiet—yet secure and easy to open and close
- Fluid retaining lip and larger radius corners allow for a cleaner kennel environment



### SINGLE DOORS

- 160-1824-00 Single Door 18"w x 24"h x 28" d
- 160-2418-00 Single Door 24"w x 18"h x 28" d
- 160-2424-00 Single Door 24"w x 24"h x 28" d
- 160-2430-00 Single Door 24"w x 30"h x 28" d
- 160-3024-00 Single Door 30"w x 24"h x 28" d
- 160-3030-00 Single Door 30"w x 30"h x 28" d
- 160-3630-00 Single Door 36"w x 30"h x 28" d

### DOUBLE DOORS

- 160-4830-00 Double Door 48"w x 30"h x 28" d w/ Spring Loaded Latch
- 160-4830-01 Double Door w/ Gravity Latch 48"w x 30"h x 28" d, Non-Removable Center Trim Piece
- 160-4836-00 Double Door w/ Gravity Latch 48"w x 36"h x 28" d, Non-Removable Center Trim Piece



### Configure Your Stainless Steel Cage Bank Online

Select an assembly width and browse through the options to find the configuration that fits your needs. Visit: [midmark.com/animal-health/design-center/cage-bank-configurator](https://midmark.com/animal-health/design-center/cage-bank-configurator)

## Pre-Configured Cage Banks

### 3-UNIT ASSEMBLY OPTION 1

Top Row: (2) 24" w x 30" h Cages  
Bottom Row: (1) 48" w x 30" h Double-Door Cage

160-0103-00 3-Unit Assembly Option 1

160-0103-01 3-Unit Assembly Option 1 w/  
Gravity Latch On 48" w x 30" h  
Cage



### 3-UNIT ASSEMBLY OPTION 2

Top Row: (2) 24" w x 24" h Cages  
Bottom Row: (1) 48" w x 30" h Double Door Cage

160-0103-10 3-Unit Assembly Option 2

160-0103-11 3-Unit Assembly Option 2 w/  
Gravity Latch On 48" w x 30" h  
Cage



### 5-UNIT ASSEMBLY OPTION 1

Top Row: (3) 24" w x 30" h Cages  
Bottom Row: (2) 36" w x 30" h Cages

160-0105-00 5-Unit Assembly Option 1



# Pre-Configured Stainless Steel Cage Banks

## 5-UNIT ASSEMBLY OPTION 2

Top Row: (3) 24" w x 24" h Cages  
Bottom Row: (1) 48" w x 30" h Double Door Cage, (1) 24" w x 30" h Cage

160-0105-10 5-Unit Assembly Option 2

160-0105-11 5-Unit Assembly Option 2 w/  
Gravity Latch On 48" w x 30" h  
Cage



## 5-UNIT ASSEMBLY OPTION 3

Top Row: (2) 24" w x 24" h Cages  
Middle Row: (2) 24" w x 18" h Cages  
Bottom Row: (1) 48" w x 30" h Double Door Cage

160-0105-20 5-Unit Assembly Option 3

160-0105-21 5-Unit Assembly Option 3 w/  
Gravity Latch On 48" w x 30" h  
Cage



## 5-UNIT ASSEMBLY OPTION 4

Top Row: (3) 24" w x 24" h Cages  
Bottom Row: (2) 36" w x 30" h Cages

160-0105-30 5-Unit Assembly Option 4



## 5-UNIT ASSEMBLY OPTION 5

Top Row: (2) 30" w x 30" h Cages, One 36" w x 30" h Cage  
Bottom Row: (2) 48" w x 36" h Double Door Cages

160-0105-40 5-Unit Assembly Option 5



## Pre-Configured Stainless Steel Cage Banks

### 6-UNIT ASSEMBLY OPTION 1

Top Row: (3) 30" w x 24" h Cages  
Bottom Row: (3) 30" w x 24" h Cages

160-0106-00 6-Unit Assembly Option 1



### 6-UNIT ASSEMBLY OPTION 2

Top Row: (3) 30" w x 24" h Cages  
Bottom Row: (3) 30" w x 30" h Cages

160-0106-10 6-Unit Assembly Option 2



### 6-UNIT ASSEMBLY OPTION 3

Top Row: (2) 30" w x 30" h Cages, (1) 24" w x 30" h Cage  
Bottom Row: (1) 36" w x 30" h Cage, (2) 24" w x 30" h Cage

160-0106-20 6-Unit Assembly Option 3



### 7-UNIT ASSEMBLY

Top Row: (4) 30" w x 24" h Cages  
Bottom Row: (1) 48" w x 30" h Double Door Cage, (2) 36" w x 30" h Cages

160-0107-00 7-Unit Assembly

160-0107-01 7-Unit Assembly w/ Gravity Latch  
On 48" w x 30" h Cage



# Pre-Configured Stainless Steel Cage Banks

## 8-UNIT ASSEMBLY OPTION 1

Top Row: (3) 24" w x 24" h Cages  
Middle Row: (3) 24" w x 24" h Cages  
Bottom Row: (2) 36" w x 30" h Cages

160-0108-00 8-Unit Assembly Option 1



## 8-UNIT ASSEMBLY OPTION 2

Top Row: (2) 36" w x 30" h Cages, (3) 24" w x 30" h Cages  
Bottom Row: (3) 48" w x 36" h Double Door Cages

160-0108-10 8-Unit Assembly Option 2



## 9-UNIT ASSEMBLY OPTION 1

Top Row: (4) 24" w x 24" h Cages  
Middle Row: (2) 36" w x 30" h, (1) 24" w x 30" h Cages  
Bottom Row: (2) 48" w x 30" h Double Door Cages

160-0109-00 9-Unit Assembly Option 1

160-0109-01 9-Unit Assembly Option 1 w/  
Gravity Latch On 48" w x 30" h  
Cages



# Pre-Configured Stainless Steel Cage Banks

## 9-UNIT ASSEMBLY OPTION 2

Top Row: (3) 24" w x 24" h Cages  
 Middle Row: (3) 24" w x 24" h Cages  
 Bottom Row: (3) 24" w x 24" h Cages

160-0109-10 9-Unit Assembly Option 2




## 12-UNIT ASSEMBLY

Top Row: (5) 24" w x 24" h Cages  
 Middle Row: (4) 30" w x 30" h Cages  
 Bottom Row: (1) 48" w x 30" h Double Door Cage, (2) 36" w x 30" h Cages

160-0112-00 12-Unit Assembly

160-0112-01 12-Unit Assembly w/ Gravity Latch On 48" w x 30" h Cage




## 13-UNIT ASSEMBLY

Top Row: (5) 24" w x 24" h Cages  
 Middle Row: (5) 24" w x 24" h Cages  
 Bottom Row: (1) 48" w x 30" h Double Door Cage, (2) 36" w x 30" h Cages

160-0113-00 13-Unit Assembly

160-0113-01 13-Unit Assembly w/ Gravity Latch On 48" w x 30" h Cage




## 17-UNIT ASSEMBLY OPTION 1

Top Row: (7) 24" w x 24" h Cages  
 Middle Row: (2) 24" w x 30" h Cages, (4) 30" w x 30" h Cages  
 Bottom Row: (2) 48" w x 30" h Cages, (2) 36" w x 30" h Cages

160-0117-00 17-Unit Assembly Option 1

160-0117-01 17-Unit Assembly Option 1 w/ gravity latch on 48" w x 30" h Cage



## STAINLESS STEEL CAGE ACCESSORIES

### TOP PANEL

- 619-0368-00 Top Panel for 18"w Cage Bank
- 619-0368-01 Top Panel for 24"w Cage Bank
- 619-0368-02 Top Panel for 30"w Cage Bank
- 619-0368-03 Top Panel for 36"w Cage Bank
- 619-0368-04 Top Panel for 48"w Cage Bank
- 619-0368-05 Top Panel for 60"w Cage Bank
- 619-0368-06 Top Panel for 72"w Cage Bank



### STATIONARY PLATFORM

- 260-0359-00 18"w Stationary Platform
- 260-0359-01 24"w Stationary Platform
- 260-0359-02 30"w Stationary Platform
- 260-0359-03 36"w Stationary Platform
- 260-0359-04 48"w Stationary Platform
- 260-0359-05 60"w Stationary Platform
- 260-0359-06 72"w Stationary Platform



### MOBILE PLATFORM

- 260-0359-20 18"w Mobile Platform
- 260-0359-21 24"w Mobile Platform
- 260-0359-22 30"w Mobile Platform
- 260-0359-23 36"w Mobile Platform
- 260-0359-24 48"w Mobile Platform
- 260-0359-25 60"w Mobile Platform
- 260-0359-26 72"w Mobile Platform



### SIDE PANEL


- 619-0342-00 Side Panel for 18"h Cage, Right
- 619-0343-00 Side Panel for 18"h Cage, Left
- 619-0344-00 Side Panel for 24"h Cage, Right
- 619-0345-00 Side Panel for 24"h Cage, Left
- 619-0346-00 Side Panel for 30"h Cage, Right
- 619-0347-00 Side Panel for 30"h Cage, Left
- 619-0348-00 Side Panel for 36"h Cage, Right
- 619-0349-00 Side Panel for 36"h Cage, Left



## STAINLESS STEEL CAGE ACCESSORIES

### OXYGEN THERAPY DOOR

- 145-2424-00 O<sub>2</sub> Therapy Door for 24"w x 24"h Cage
- 145-2430-00 O<sub>2</sub> Therapy Door for 24"w x 30"h Cage
- 145-3030-00 O<sub>2</sub> Therapy Door for 30"w x 30"h Cage
- 145-3630-00 O<sub>2</sub> Therapy Door for 36"w x 30"h Cage



### CENTER DIVIDER KIT

- 260-4830-20 Center Divider Kit, 30"h Standard Latch Doors (shown)
- 260-4830-21 Center Divider Kit, 30"h Gravity Latch Doors
- 260-4836-21 Center Divider Kit, 36"h Gravity Latch Doors, (160-4836-00 cage only)



### PLASTISOL™ COATED CAGE FLOORS

- 616-0363-00 Cage Floor for 24" Cage or 48" Cage w/Divider  
21-3/8"w x 3-3/16"h x 27-11/16"d
- 616-0363-01 Cage Floor for 30" Cage  
27-3/8"w x 3-3/16"h x 27-11/16"d
- 616-0363-02 Cage Floor for 36" Cage  
33-3/8"w x 3-3/16"h x 27-11/16"d
- 616-0363-06 Cage Floor for 18" Cage  
15-3/8"w x 3-3/16"h x 27-11/16"d



### HINGE-MOUNTED IV ROD

- Brings the IV bag conveniently close to the animal without the need for a separate IV stand
- Installs easily on the hinge bracket

- 620-0362-00 IV Rod



- 260-0377-05 S.S. Bowl Bracket, 1/2 pint
- 260-0377-06 S.S. Bowl Bracket, 1 pint
- 260-0377-10 S.S. Bowl Bracket, 1 quart
- 260-0377-20 S.S. Bowl Bracket, 2 quart
- 260-0500-02 S.S. Clipboard 5 1/2" x 7 1/2"
- 260-0500-02 S.S. Clipboard 9"x12"
- 260-0501-01 S.S. Accessory Box 4"x 10" x 4"



# DOG SOLUTION

## Fiberglass Quiet Cottages

### Finally, a warmer, quieter alternative.

Midmark's Quiet Cottages™ are a warmer, quieter, more attractive alternative. Manufactured with durable fiberglass materials, the units are the perfect choice for facilities that desire upscale housing. The unique design also offers flexibility and function not offered with standard cage banks.

Quiet Cottages raise the standard of care in caging. The molded, solid-surface fiberglass cage bodies ensure warm, attractive units that can also help keep noise to a minimum.

The units offer easy cleanup and are unaffected by harsh chemicals such as chlorine bleach and ammonia. Units are available with or without individual built-in drains to ensure sanitary conditions.

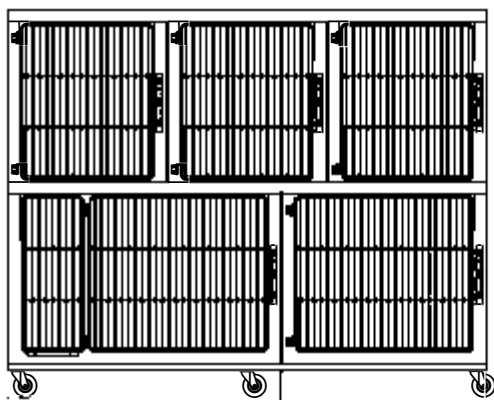
4' unit comes with optional double doors for easier handling of large dogs plus removable panel to convert unit to two 2' cages.

2 point latch (on 4' wide model provides strength and security).


10010775-316 Quiet Cottage, Model 1, Fiberglass, Aurora color

10010777-316 Quiet Cottage, Model 4, Fiberglass, Aurora color

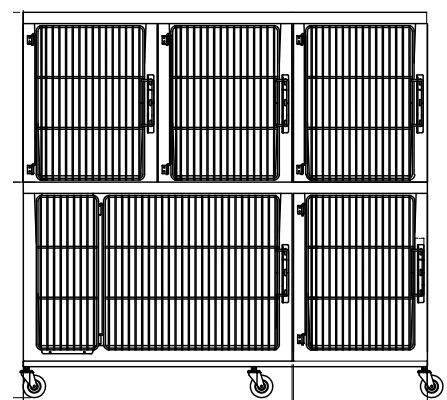
10010776-316 Quiet Cottage, Model 17, Fiberglass, Aurora color



Model 1



Model 4



Model 17

# DOG SOLUTION

## Fiberglass Drying Cages

Units are available in both four-door and two-door models. The blower has a built in timer that shuts off the unit when the selected time has passed. It also has cleanable filters that require no tools to remove or install. It operates on a standard 110 volt current. The hoses have blast gates that open and shut from the outside for easy access and to ensure pet safety.

Call for 1.800.543.5567 for a custom quote!



### AVAILABLE FIBERGLASS COLORS:

Aurora



**NOTE:** For ordering information or questions on part number items shown above, contact us at 1.800.543.5567.

[Back to Contents](#)

# DOG SOLUTION

## ISO-Care Quarantine Cages

### Ideal for treating Parvo.

A growing number of veterinary hospitals and animal shelters are choosing the patented ISO-Care™ (D399609) for isolating animals due to contagious diseases or quarantine requirements. ISO-Care's innovative tempered glass design keeps all discharge within the unit – no more messy leaks! Plus, the attractive fiberglass interior washes clean in seconds. A two-tiered drainage system keeps wastes and liquids away from animals, exiting through ISO-Care's floor drain, which can be connected to a sewer outlet. A built-in fan vents contaminated air. A standard light provides added visibility to healing animals.

Available in single- or double-deck configurations. Units ship completely assembled and ready for operation.

- 10010778-316 28" x 28" x 34" Single stack, Aurora color
- 10010779-316 28" x 28" x 34" Double stack, Aurora color
- 10010780-316 31" x 41.5" x 34" Single stack, Aurora color
- 10010781-316 31" x 41.5" x 34" Double stack, Aurora color

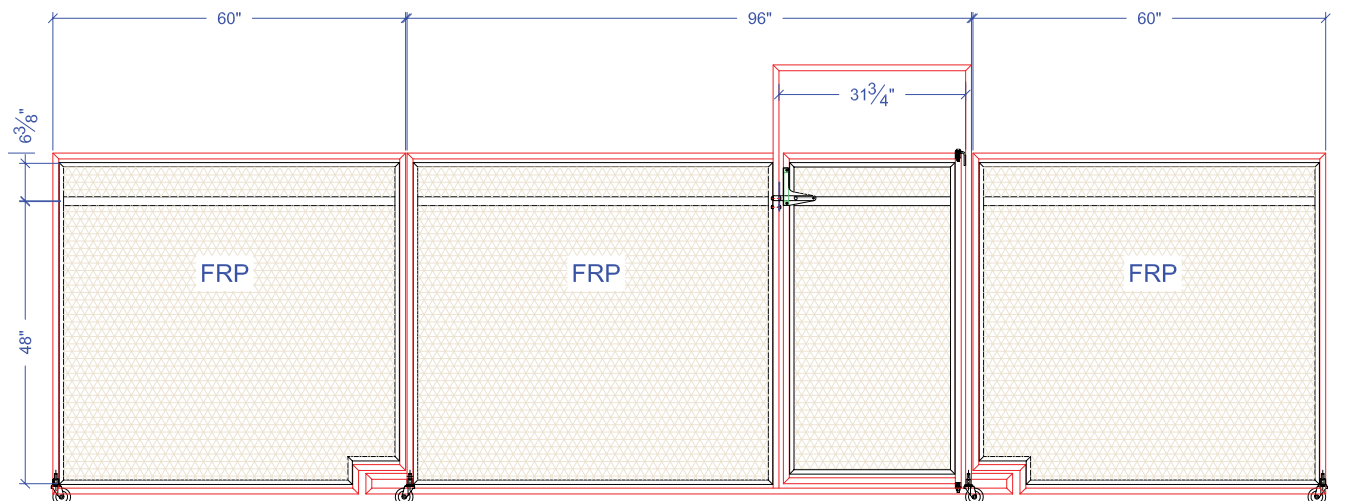


# DOG SOLUTION

## Dog Daycare Room Dividers

Dog Daycare Room Dividers from Midmark create customized spaces and flexible room dimensions. Popular in doggie day care, this mobile panel system can be moved around the room as needed to create flexible play spaces, which can be ideal for separating larger and smaller dogs during open play time. Isolation panels can be constructed with pet safe materials using FRP or Wilsonart® in any size, shape or dimension. They can be built with a door to easily allow staff access to either side of the play areas. Additionally, the divider panels are on casters, making it easy to wheel them into multiple configurations. The result is a colorful, economical way to divide spaces without requiring permanent walls.

Call for 1.800.543.5567 for a custom quote!



**NOTE:** For ordering information or questions on part number items shown above, contact us at 1.800.543.5567.

[Back to Contents](#)

# DOG SOLUTION

## Chain Link Runs

Made with Midmark's incomparable quality and workmanship, our chain link runs offer flexibility and value. Available as stand-alone units or connecting multiple runs, their modular construction allows you to build enclosures of nearly any size and configuration.

Electro-galvanized wire woven in-house for a silky, smooth finish. Hand-laced for a tight, taught finish and no sharp edges or burs.

1 1/2" diamond x 11"

### THREE WIRE GAUGES AVAILABLE:

9; 11; 13

Midmark chain link is world famous for its durability and economical price. Our chain link is perfect for facilities on a budget, outdoor runs, or military/working dogs.

Call for 1.800.543.5567 for a custom quote!





**NOTE:** For ordering information or questions on part number items shown above, contact us at 1.800.543.5567.

[Back to Contents](#)

# DOG SOLUTION

## K-9 Cabin Double Stacked System

Midmark's K-9 Cabin Double Stacked Systems provide maximum space savings for your facility.

### Available with or without drains

- Unit dimensions are completely customizable
- Midmark can design an unlimited number of gate styles with the widest selection of material choices in the industry
- Units have an aluminum drain cover
- Units can be configured back to back or against a building wall
- Units can have full width lower transfer dog door when placed back to back
- Optional accessories include food/water bowls built into the front gates
- Optional accessories include food/water bowls built into front gate and transfer dog door in any of the side panels

Call for 1.800.543.5567 for a custom quote!

### CUSTOMIZABLE OPTIONS

**Panels:** Stainless Steel Panels, Wilsonart® Panels, FRP Panels, Galvanized Steel Panels, Wire Mesh

**Gate Material:** Tempered Glass, Stainless Steel Welded Wire, Galvanized Welded Wire, Chain-link, or any combination with or without isolation

**Gate Styles:** Swing Gate

**Accessories:** Transfer Doors, Rest Benches, Gutter Covers, Top Covers, Raised Floors, Arched/Decorative, Gate Tops, Feeding & Water Systems



# DOG SOLUTION

## Luxury Walk-In Dog Suites

**Luxury Dog Suites provide long-term or short-term living space for dogs.**

The perfect alternative to a block wall real-life room, Midmark's Luxury Walk-In Dog Suites provide all the functionality of a kennel without an institutional look. Rooms are more colorful and can be outfitted with beds, rugs, pictures and televisions for a living space or play area for dogs.

Additionally, a fixed piece next to the door can be solid glass or infilled with a variety of materials at any height to create privacy. The door can be configured in the same manner as well to add privacy, and can be designed with a door knob and lock set or with an aluminum pull handle and a deadbolt lock. The Luxury Stall Front can be configured with Midmark's Luxury Suite isolation panels or used with block wall or other materials.

Traditional Luxury Walk-In Dog Suites are constructed of bronze anodized aluminum with options that include colonial window mullions, Hardie Board and Hardie Plank siding.

**Call for 1.800.543.5567 for a custom quote!**



**NOTE:** For ordering information or questions on part number items shown above, contact us at 1.800.543.5567.

[Back to Contents](#)

# DOG SOLUTION

## Modular 2-Story Double Deck Kennels

**Maximize revenue-producing capacity without compromising your quality.**

Need room to grow, but you're limited on space? Just look up...to Midmark's patented Modular 2-Story Double Deck™ Kennels (6021739 & #6568350), the ultimate space problem-solver! Our exclusive design builds up to allow for additional runs, which results in additional revenue without expanding the building. All patented Double Deck Runs are full height and provide easy walk-in access for dogs and handlers, so revenue-producing capacity is maximized without compromising quality.

Engineered for flexibility, Midmark's Double Deck System can conform to a wide range of building dimensions, making it possible to install double deck runs in rooms as narrow as 14' with only 12' of interior head room. The Double Deck comes with a complete plumbing and drainage system for the upper level and aisles. Stairways provided by other manufacturers can be positioned in a variety of locations.

Choose from our Back-to-Back or Single-Row Double Deck System. Double Deck runs are available with any of Midmark's side panels, gates and accessories.

**Call for 1.800.543.5567 for a custom quote!**



# DOG SOLUTION

## Sani-Kennels

- Patented Sani-Slope™ (#6152080) combined with the patented Silvis Seal™ (#8707903) provides both superior floor mounting AND leveling
- Easy to clean
- Maintain an effective air flow
- Utilize existing floors
- Built around the best and broadest panel system in the industry
- Customized design to fit your individual and specific needs
- Designed for a variety of environments, from animal shelters to pet resorts to animal hospitals to military operations
- Free design assistance and price quotations

**Call for 1.800.543.5567 for a custom quote!**

**PANEL OPTIONS:** Stainless Steel Panels, Wilsonart® Panels, FRP Panels, Galvanized Steel Panels, Wire Mesh

**GATE MATERIALS:** Tempered Glass, Stainless Steel Welded Wire, Galvanized Welded Wire, Chain-link, or any combination with or without isolation

**GATE STYLES:** Swing Gate

**ACCESSORIES:** Transfer Doors, Rest Benches, Gutter Covers, Top Covers, Raised Floors, Arched/Decorative, Gate Tops, Feeding & Water Systems

10010754-XXX 3' Sani-Kennel, Solid FRP Back panel, Color of choice

10010755-XXX 4' Sani-Kennel, Solid FRP Back panel, Color of choice

10010751-XXX 4' Sani-Kennel, Solid FRP Side panel, Color of choice

10010752-XXX 5' Sani-Kennel FRP Side panel with wire, Color of choice

10010753-XXX 6' Sani-Kennel FRP Side panel with wire, Color of choice

"XXX" denotes color choices, as seen to the right.

### SANI-KENNEL DOORS

10010756 3' Standard Run Door, S.S.

10010758 4' Standard Run Door, S.S.

10010757 3' Standard Run Door, Glass


10010759 4' Standard Run Door, Glass



875  
Blue



255  
Sage



245  
Sky



671  
Pearl



878  
Beige

**NOTE:** For ordering information or questions on part number items shown above, contact us at 1.800.543.5567.

[Back to Contents](#)

# Silvis Seal™ + Sani-Slope™



## **Superior floor mounting AND leveling solution exclusively from Midmark.**

Available only on Midmark's Sani-Kennel™ systems, the patented Silvis Seal™ (#8707903) and patented Sani-Slope™ (#6152080) provides both superior floor mounting and leveling.

- Provides the ultimate solid watertight seal underneath division panels to ensure a one-of-a-kind layer of protection even if an isolation panel's silicone seal becomes cracked, hard or broken
- Prevents cross-contamination even when the primary bead of floor sealant has been breached or where there are cracks, waves, irregularities or other imperfections in the floor
- Is able to tolerate harsh cleaning agents such as chlorine bleach and ammonia, and withstands the force of pressure washing systems

## **Sani-Slope™ Advantages:**

- Panels quickly and easily level to match the floor slope
- No need to cut panels to match the floor slope
- Less worry about floor dimensions
- Easily adapted to coved walls



# DOG SOLUTION

## Stainless Steel Kennels

- Constructed of 22 gauge 304 stainless steel
- 3/8" diameter stainless steel rods on doors and side panels (most kennel run manufacturers use 1/4" or 5/16" rod)
- 1" stainless steel square tubing
- 4' of visual isolation with stainless steel side panel
- 1" solid cell insulation between panels—impermeable to liquids
- Three different door style options

### STANDARD DOOR

- Reversible stainless steel doors – side by side units may be opened in opposite directions
- Stainless steel door hinges are mounted on the top and bottom, not the side

### SLIDING DOOR

- One-hand operation
- Maximizes kennel room and eliminates the need for "swing door" space
- Maintenance-free marine grade anodized aluminum glide
- Available with stainless steel rods or glass panels

### GLASS DOOR

- Full view for easy observation
- Easy, convenient cleaning
- Aesthetically pleasing
- Scratch resistant
- Available in sliding or hinged models
- Optional frosted glass available




## 100% Stainless Steel Kennel Components

Kennel components are distinctively crafted from the most durable materials including 22-gauge, 304 stainless steel isolation panels with 3/8" stainless steel rods and 1" stainless steel square tubing.

### RUN FRONT PANELS

- 181-0004-05 Run Rod Front Panel, 12"w  
(for use with 4' wide runs)
- 181-0004-01 Run Glass Front Panel, 12"w  
(for use with 4' wide runs)



### RUN DOOR ASSEMBLIES

- 181-0001-01 Standard Run Door Assembly,  
35"w (outside dimension)
- 181-0001-02 Run Door Assembly with Bowl  
Bracket, 35"w (outside dimension)
- 181-0001-25 Glass Run Door Assembly, 35"w  
(outside dimension)
- 181-0001-06 Standard Run Door Assembly  
35"w (no bottom frame)
- 181-0001-26 Standard Glass Run Door  
assembly 35"w (no bottom frame)



### RUN DOOR ASSEMBLIES—SLIDING

Note: Sliding doors will open right to left unless otherwise specified.

- 181-0001-10 Sliding Run Door Assembly,  
47.37"w (outer dimension) - Fits  
4' Wide Runs, Provides 24"  
Opening
- 181-0001-27 Sliding Glass Run Door  
Assembly, 47.37"w (outer  
dimension) Fits 4' Wide Runs,  
Provides 24" Opening



### RUN BACK PANELS

- 181-0003-00 Run Back Panel, Stainless Steel,  
35"w
- 181-0003-05 Run Back Panel, Stainless Steel,  
47-3/8"w



## RUN SIDE PANELS – SIDE-BY-SIDE

- 181-0002-01 Run Side Panel, Stainless Steel, 72"
- 181-0002-51 Run Side Panel, Stainless Steel, 58"

## RUN SIDE PANELS – BACK-TO-BACK

- 181-0002-11 Run Side Panel, Stainless Steel, 72"
- 181-0002-61 Run Side Panel, Stainless Steel, 58"



## RUN FLOOR FRAMES

- 181-0005-00 Run Floor Frame, Stainless Steel, 36" w x 72" d
- 181-0005-01 Run Floor Frame, Stainless Steel, 48" w x 72" d
- 181-0005-20 Run Floor Frame, Stainless Steel, 36" w x 58" d
- 181-0005-11 Run Floor Frame, Stainless Steel, 48" w x 58" d



## RUN DRAIN SYSTEMS


- 619-0440-00 Run Drain System, Stainless Steel, 36" x 72"
- 619-0440-01 Run Drain System, Stainless Steel, 48" x 72"
- 619-0440-03 Run Drain System, Stainless Steel, 36" x 58"
- 619-0440-04 Run Drain System, Stainless Steel, 48" x 58"



## RUN FLOORING

72" Deep Run – Plastisol™ Coated Run Floor

- 616-0363-50 Run Floor, 36" w x 23" d (3 required per run)
  - 616-0363-54 Run Floor, 48" w x 23" d (3 required per run)
- 58" Deep Run – Plastisol™ Coated Run Floor
- 616-0363-50 Run Floor, 36" w x 23" d (2 required per run)
  - 616-0363-51 Run Floor, 36" w x 9" d (1 required per run)
  - 616-0363-54 Run Floor, 48" w x 23" d (2 required per run)
  - 616-0363-55 Run Floor, 48" w x 9" d (1 required per run)



# DOG SOLUTION

## UltraBase™ Above Floor Kennels

### No floor seam to bend, break or leak.

With no gutter or special sewer lines required, Midmark's UltraBase Above Floor Kennel System allows for the installation of indoor kennels in spaces not normally constructed for housing animals. The elevated floor stretches kennel space to install in locations that weren't previously possible.

The one-piece molded fiberglass base has a gentle side radius that extends up 6" so there is no floor-side seam to flex, crack and leak over time.

The base unit securely attaches to Midmark's isolation side panels for a watertight seal. Midmark's UltraBase features a slip-resistant floor base unit carefully engineered with an easy-to-clean special permanent texture and adjustable legs, allowing for installation on uneven floors.

- 10010765-316 3' x 4' Ultrabase, Fiberglass, Aurora color
- 10010766-316 3' x 5' Ultrabase, Fiberglass, Aurora color
- 10010767-316 3' x 6' Ultrabase, Fiberglass, Aurora color
- 10010768-316 4' x 4' Ultrabase, Fiberglass, Aurora color
- 10010769-316 4' x 5' Ultrabase, Fiberglass, Aurora color
- 10010770-316 4' x 6' Ultrabase, Fiberglass, Aurora color
- 10010760-XXX 4' Ultrabase FRP Side panel with wire, Color of choice
- 10010761-XXX 5' Ultrabase FRP Side panel with wire, Color of choice
- 10010762-XXX 6' Ultrabase FRP Side panel with wire, Color of choice
- 10010763-XXX 3' Ultrabase solid FRP Back panel, Color of choice
- 10010764-XXX 4' Ultrabase solid FRP Back panel, Color of choice

"XXX" denotes color choices, as seen below.



875  
Blue



255  
Sage



245  
Sky



671  
Pearl



878  
Beige



Note: Plumbing to be done by a licensed professional

### ULTRABASE DOORS

- 10010756 3' Standard Run Door, S.S. \$657.00
- 10010758 4' Standard Run Door, S.S. \$879.00
- 10010757 3' Standard Run Door, Glass \$689.00
- 10010759 4' Standard Run Door, Glass \$916.00

# DOG SOLUTION

## Space Saver Folding Kennel

### Maximize Your Space and Increase Your Bottom Line.

Midmark's innovative Space Saver Folding Kennels provide the ultimate flexibility in room configurations as it offers an overflow option for boarding. Dogs can be isolated as needed or the system can fold up quickly to change the usage of the space. These collapsible kennels are perfect for pet resorts and veterinarians with boarding who want to customize doggie daycare space to maximize space and increase the bottom line.

Midmark's Space Saver Folding Kennel uses the existing floor with Midmark's patented Silvis Seal™ to prevent cross-contamination. This eliminates the possibility of diseases that can be spread from a flooring system and ensures the area is easy to clean.

Standard sizes are 3' x 3 or 4' x 4'.

The upper section can be designed with stainless steel wire, bone grid or a solid material (FRP, Wilsonart or stainless steel over Polycore). The bottom section can be designed with FRP, Wilsonart® or stainless steel over Polycore.

Note: The system requires a flat solid wall and 3' of clearance on both sides.

Call for 1.800.543.5567 for a custom quote!



# DOG SOLUTION

## Tri-Kennels

**The Tri-Kennel is a back-to-back run system providing three runs in the same space as two.**

The Tri-Kennel combines a full height Sani-Kennel on one side with Midmark's Double Stacked Run System, the K-9 Cabins, on the other. The three units share one back panel for cost savings. The transfer door in the lower half of the back panel enables the lower K-9 Cabin to open to the Sani-Kennel, creating a variety of configuration options for staff and dogs.

The upper K-9 Cabin is available with optional side panel transfer doors (shown) for even more flexible space, with or without a rear drain system. Midmark's bowl feeding systems are also available.

Optional raised lower floors and drains are available on both the lower K-9 Cabin and the Sani-Kennel. The Sani-Kennel is available with Midmark's patented Silvis Seal barrier to eliminate cross-contamination.

The Tri-Kennel system is available with any of Midmark's side panels and gate options as well as Midmark's patented two-way stainless steel latch.



Call for 1.800.543.5567 for a custom quote!



# DOG SOLUTION

## Accessories

Midmark offers a variety of accessory elements to our dog solutions that can enhance the comfort of and provide added utility or convenience, or add an attractive touch.


### TRANSFER DOORS

- Standard Wall-Mounted Doors
- Cable Guard Wall-Mounted Doors
- Fiberglass Insulated Doors
- Panel-Mounted Doors
- Pickwick Dog-Operated Doors
- Locking Transfer Doors

**10010783** 17"X29" Transfer Door Assembly  
- Insulated

**10010782** 17"X29" Transfer Door Assembly  
- Polymetal

*For Masonary wall use only*




### REST BENCHES

- All rest benches are available in freestanding and swing up styles
- Frame: Aluminum  
Benches: Stainless Steel, FRP

**10010791** 2'x3' Freestanding Dog Bench

**10010792** 2'x4' Freestanding Dog Bench



### BOWL SYSTEMS:

- Built-in Single and Double Bowl Brackets
  - 2-3/4 Quart
  - 1 Quart
- Rotary Double Bowl Insert
  - 1 Quart

### RAISED FLOORING:

- Plastisol Coated Steel-Core
  - Blue
  - Orange
  - Beige
- Fiberglass Composite

### OTHER ACCESSORIES:

- Bone Shaped Weight Assist Handle
- Cardholders
- Decorative Gate Tops
  - Arched Tops
  - Dog Silhouettes
- Feeders
- Nelson Automatic Waterer
- Cleaning Products
  - Midmark Kennel Clean
  - Midmark Kennel Shine
- Lockers & Storage
  - Built in Lockers



### GUTTER COVERS:

- Aluminum Gutter Cover

### TOP COVERS:

- Welded Wire Top Covers
- Chain Link Top Covers
- Poly-mesh Top Covers

### LATCHES:

- Patented Stainless Steel Two-Way Latch
- Magna Latch
- NNF

**NOTE:** For ordering information or questions on part number items shown above, contact us at 1.800.543.5567.

[Back to Contents](#)

# CAT SOLUTION

## Cat Condos-Raintree

**Raintree™ Cat Condos from Midmark are beautiful, durable, high quality pieces of furniture with amenities designed especially to pamper finicky felines.**

Designed specifically for feline boarding needs, standard features include a built-in feeding/watering ledge, a resting shelf and a privacy area for litter. The Raintree™ Cat Condo is the ultimate in comfort and functional design.

Each condo consists of a top and bottom unit with coated wire mesh doors for healthy air circulation, or optional tempered glass doors and internal air ducts. Each module is 84" tall, 24" wide and 24" deep. Stainless steel hinges with a soft close feature help decrease stress and anxiety by eliminating slamming doors that can startle and scare cats, improving their health and well-being.



- 10010725-877 Cat Condo Quad-unit w/litter, Wire Doors, Almond
- 10010726-877 Cat Condo Quad-unit w/litter, Glass Doors, Almond
- 10010727-888 Cat Condo Quad-unit w/litter, Wire Doors, Mahogany Impressions
- 10010728-888 Cat Condo Quad-unit w/litter, Glass Doors, Mahogany
- 10010729-890 Cat Condo Quad-unit w/litter, Wire Doors, Napa Cherry
- 1001730-890 Cat Condo Quad-unit w/litter, Glass Doors, Napa Cherry
- 10010731-889 Cat Condo Quad-unit, Wire Doors, Swiss Pear w/litter
- 10010732-889 Cat Condo Quad-unit, Glass Doors, Swiss Pear



Almond



Mahogany Impressions



Swiss Pear



Napa Cherry



# CAT SOLUTION

## Cat Adoption Units

**Midmark's Cat Adoption Units are perfect for showcasing cat areas, encouraging adoption and enhancing the look of the room.**

Tempered glass on the back promotes viewing and adoption by providing an unobstructed view of the cats and is more scratch resistant than acrylic, ensuring a clearer viewing surface. Units can also be positioned to allow maximum visual stimulation of the cats' environment.

A standard 15" deep shelf maximizes space for cats and provides ample room for food and water bowls while allowing for optimal visibility of the cats through the glass.

The wire grid front promotes airflow and improved animal health while also allowing for interaction with facility staff. The gates include an easy-to-use latch with an option for key locking latches. Stainless steel hinges with a soft close feature help decrease stress and anxiety by eliminating slamming doors that can startle and scare cats, improving their health and well-being.

The units can be configured in two or three tiers. Designed to be installed on a prepared base, these adoption units are perfect for installing on a deck, and when coupled with a soffit above they turn an entire wall into a space to showcase cats available for adoption. Units arrive fully assembled and the standard size is 28" x 28" x 28".

**Call for 1.800.543.5567 for a custom quote!**

### CUSTOMIZABLE OPTIONS

**Size:** Midmark offers units to maximize your facility's capacity

**Finishes:** Almond, Mahogany Impressions, Napa Cherry, Swiss Pear

**Accessories:** Glass Fronts, Wire Fronts, Glass Backs, Vertical/Horizontal Portals, Keyed Latches, See other accessories (page 62)



# CAT SOLUTION

## Cat Towers

### Maximize Space with Customized High-Rise Apartment Living for Cats.

The Cat Tower from Midmark provides customizable long-term or short-term living space for cats.

The Cat Tower features larger, more open areas as well as multiple levels of play area and living space, including hiding areas to ensure cats can escape to de-stress when necessary. It is completely customizable - units can be specified to 1/8 of an inch - and is completely non-organic and can include various materials to meet a facility's specific needs. It comes with Midmark's magnetic safety gate latch.

The Cat Tower is also excellent to use in facilities that board cats. Because it is modular and completely customizable, the Cat Tower can be designed to feel like high-rise apartment living space for cats while maximizing facility space. By creating a more enriching environment that provides ample room, cats are happier, healthier and easier to adopt or board.

Optional portals can be added. Designated feeding areas as well as litter space can be custom designed. It can also be built to include Midmark's Raintree™ Cat Condo as the living area for the cats with the Cat Tower as supplemental play space.

Call for 1.800.543.5567 for a custom quote!

### CUSTOMIZABLE OPTIONS

**Panels:** Stainless Steel, Wilsonart, FRP Panels

**Finishes:** Stainless Steel, Tempered Glass,

**Accessories:** Shelves/Ledges, Portals, Bowl Systems



# CAT SOLUTION

## Custom Cat Runs

**Allow Maximum Space and Flexibility for the Cats in your facility.**

Midmark's custom cat runs are designed to allow maximum space and flexibility for your cat population. The units are custom manufactured and built to any length, width and height to maximize facility space and provide ample room and multiple levels of climbing ladders and perching shelves for cats to exercise, lay, play and sit. Midmark's custom cat runs are attractive and quiet, helping to promote healthier animals and increase cat adoptions.

Midmark's cat runs are available with durable FRP, stainless steel or Wilsonart side materials. They are available with any gate style we manufacture and come standard with Midmark's patented stainless steel two-way latch. They are available with or without cat doors.

**Call for 1.800.543.5567 for a custom quote!**

### CUSTOMIZABLE OPTIONS

**Panels:** Stainless Steel, Wilsonart, FRP Panels

**Finishes:** Stainless Steel, Tempered Glass, Stainless Steel Slide Gates

**Accessories:** Shelves/Ledges, Portals, Bowl Systems, Transfer Doors



# CAT SOLUTION

## Fiberglass Cat Suites

The Fiberglass Cat Suite is designed around best practices as identified by universities and shelter veterinarians to minimize stress for cats. The two compartments are joined by a 7" wide portal with closable door. Manufactured with durable fiberglass, the cat suites are warmer and quieter.

A shelf is included on the 36" living side that can be removed for easy cleaning. The shelf is 30" wide x 12" deep and approximately 14" off the floor to provide an additional 2.5 square feet of space in the unit.

The separate smaller litter area has a portal door in the back of the unit that can be left open or secured closed for increased capacity.

Evolved from Midmark's popular Quiet Cottage,<sup>™</sup> the Fiberglass Cat Suite is designed with horizontal wire to reduce fear and is white powder coated for a softer appearance. The molded, solid-surface fiberglass cage bodies ensure warm, attractive units that also help keep noise to a minimum.

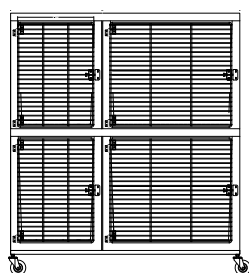
A translucent ceiling lets light in to what were historically dark cages.

Midmark's Fiberglass Cat Suite is designed with the MagnaLatch, which offers simple and effective latching. Unlike other metal latches, the MagnaLatch is quiet, eliminating the stress cats can experience from loud noises. Because it is magnetically triggered, the latch does not jam or stick and can't be forced open from shaking or pulling. Constructed of strong, molded polymer and stainless steel, it won't rust, bind, sag or stain. A key locking version is an available option as well.

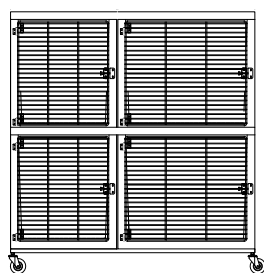
10010784-337 Cat Suite, White/White Door, Fiberglass, Model #7151

10010785-337 Cat Suite, White/White Door, Fiberglass, Model #6934

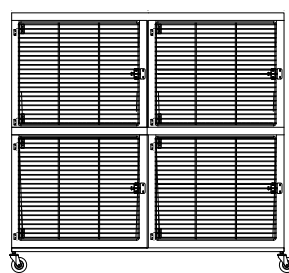
10010786-337 Cat Suite, White/White Door, Fiberglass, Model #6941



Model #7151



Model #6934



Model #6941

# CAT SOLUTION

## Luxury Cat Condos

**Midmark Luxury Cat Condos are specifically designed for animal shelters based on the Association of Shelter Veterinarians guidelines for feline housing.**

The condos are attractive and quiet, helping to promote healthier animals and increase adoptions. Each condo incorporates separate litter and hiding units as well as sleep and exercise areas. Cat perching shelves and easy-close portal doors are standard. Stainless steel hinges with a soft close feature help decrease stress and anxiety by eliminating slamming doors that can startle and scare cats, improving their health and well-being.

The wire grid front promotes airflow and improved animal health while also allowing for interaction with facility staff. The latch is trouble-free and easy to operate.

- Units are available in 3' or 4' widths and in single or double stack configurations
- Available in a variety of non-organic materials
- Options available include:
  - Tempered glass doors
  - Tempered glass rear window
  - Rectangular closeable portal opening between upper and lower units
- Units come standard with swivel type casters for ease of movement and are available without casters
- Units are manufactured with a front debris retention lip

**Call for 1.800.543.5567 for a custom quote!**

### CUSTOMIZABLE OPTIONS


**Size:** Midmark offers corner units to maximize your facility's capacity

**Finishes:** Almond, Mahogany Impressions, Napa Cherry, Swiss Pear

**Accessories:** Glass Fronts, Wire Fronts, Glass Backs, Vertical/Horizontal Portals, Keyed Latches, See other accessories (page 62)



Almond



Mahogany Impressions



Swiss Pear



Napa Cherry



### GLASS FRONT OPTION

Midmark Luxury Cat Condos can be ordered with glass fronts for a much healthier and more secure way to house cats. The glass is offset 1/8" and hangs over the door, allowing air to circulate under and into the cat's living space and keeps debris and disease from traveling to other units. Other units have portals in the front in the glass, which means germs can spread if a cat sneezes and fingers can get into the unit.



# CAT SOLUTION

## Quiet Cottages Fiberglass Cages

**Midmark's Quiet Cottages™ are a warmer, quieter, more attractive alternative.**

Developed in response to customer requests for caging solutions that do not "look institutional." The molded, solid-surface fiberglass cage bodies ensure warmer, attractive units that can also help keep noise to a minimum.

Optional cat shelves add vertical space to Midmark's Quiet Cottages™. Constructed of a nonorganic material, the shelves are easy to clean. The small stationary cat shelf is 22.75" wide x 20" deep. The removable cat perch fits both the medium and large width Quiet Cottage™ units and sits free on the bottom of the units. It provides two levels of perching, with an overall dimension of 14" high x 19" wide x 25" deep.

### AVAILABLE WITH OR WITHOUT DRAINS

The units offer easy cleanup and are unaffected by harsh chemicals such as chlorine bleach and ammonia. Units are available with or without individual built-in drains to ensure sanitary conditions. Units equipped with a floor drain have the added ability to be hosed down instead of wiped out.

Quiet Cottages™ with drains can be configured for your exact caging needs. The units arrive completely assembled with internal plumbing already complete. Just route the final plumbing from the bottom of the units to your floor drain, and your units are ready to use!

4' unit comes with optional double doors plus removable panel to convert unit to two 2' cages.

2 point latch (on 4' wide model provides strength and security).

### Heating Options Can Make Post-Surgery Healing More Comfortable.

- Heating pads installed beneath fiberglass cages provide warmth to animals as they recover from procedures
- On/off switch on front of unit for easy operation



**Call for 1.800.543.5567 for a custom quote!**

# CAT SOLUTION

## Accessories

Midmark offers a variety of accessory elements to our cat solutions that enhance comfort, provide added utility or convenience, or add an attractive touch.

### BOWL SYSTEMS:

- Built-in Single and Double Bowl Brackets
  - 2-3/4 Quart
  - 1 Quart
- Rotary Double Bowl Insert
  - 1 Quart

### CORNER UNIT:

- Perfect for a luxury unit

### GATE/STALLFRONT LATCHES:

- Stainless Steel Latch
- Magnetic Safety Gate Latch

### PORTALS:

- Horizontal Portals
- Vertical Portals
- Transfer Doors

### SHELVES:

- Cat Enrichment Shelf
- Permanent Shelf
- Stationary Shelf
- Removable Perch

### SIDE PANELS:

- Stainless Steel
- FRP
- Wilsonart® Laminate

### TOP COVERS:

- Welded Wire Top Covers
- Chain Link Top Covers
- Poly-mesh Top Covers

### OTHER ACCESSORIES:

- Cleaning Products



# Cabinetry + Carts

---

Synthesis® Cabinetry is tailored to the needs of your practice. The flexible design is easily configurable to the continually changing needs of a contemporary veterinary clinic, while the quality of the materials and meticulous construction make it a lasting investment.



# Synthesis® Cabinetry Collection

## The Blend of Beauty, Function and Design

Remodeling or building a new space can be overwhelming. That's where we come in. Synthesis® Cabinetry is designed to be easily configured to meet the needs of your unique space today and into the future. Let our in-house design team bring our inspired aesthetics, clinical designs and dependable Midmark quality together to help you create the clinical space of your dreams.



## Initial Design Creation

Our in-house design team is skilled in creating efficient, effective veterinary workspaces.


## Design Refinement

Our expert design team can create 3D virtual renderings of your dream space so you can see your options in living color.

## Ordering and After-Sale Support

We'll see every detail through to ensure a positive experience from start to finish.

Contact Cabinetry Project Coordinators at  
**1.844.856.1236.**



**Synthesis® cabinetry is designed to withstand the rigors of animal healthcare environments.**

- Seamless polystyrene drawers with rounded corners and one-piece construction allow drawers to contain spills and be easily cleaned
- Steel frame construction delivers long life and consistent door and drawer performance, while the flexible shell design allows configuration changes as needed
- Soft-close hinges and glides help maintain a quiet environment, supporting patient comfort
- Durable, adjustable 110-degree steel hinges give a distinct, clean look to the cabinetry
- Adjustable, self-cleaning ball bearing glides allow the drawers to slide in and out smoothly every time
- Optional EPA-registered antimicrobial pulls and surfaces help complement your current asepsis procedures
- Seamless, polymer-covered panels provide a durable surface that resists spilled fluids and chemicals and can be cleaned with no surface degradation

Contact Cabinetry Project Coordinators at **1.844.856.1236**.



# Synthesis® Cabinetry Style Guide

## Panel Styles:



Transcend



Cove



Pinnacle



Serenity




Renew\*

\*Available in Pebble Grey or Pebble Grey PVC-free only

## Handle Styles:



Bent



Bent with Anti-microbial Copper



Edge

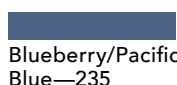


Flare

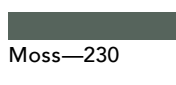


Arc

## Renew Handle Insert Colors:



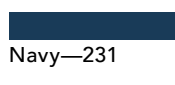
Blueberry/Pacific Blue—235




Moss—230



Cashmere Blue/Sky—239



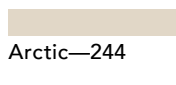
Navy—231




Terra Cotta/Canyon—246




Fossil Grey—238



Arctic—244



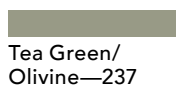
Black/Raven Wing—312



Shadow—232



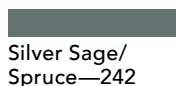
Pebble Grey—216



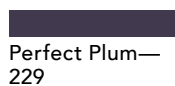
Tea Green/Olivine—237



Clay—234



Silver Sage/Spruce—242



Perfect Plum—229



Dusty Blue—233

## Panel Finishes:



Dune—794



Pebble Grey—216



Flax—795



Radiance—800




Sediment—799



Storm—802



Pearl Essence (metallic)—805



Frost—791



Pebble Grey PVC-free—793



Nest—796




Hewn—797




Acorn—459



Timber—801



Flat Iron (metallic)—807



Whisper—649



Fawn—490



Path—798




Earth—487



Henna—803



Earthen Bronze (metallic)—806



Venus Silver (metallic)—804

## Solid Surface Countertop Finishes:



Antarctica



Arrowroot



Blue Pebble



Hazelnut



Pine



Lava Rock



Jasmine



Cottage Lane



Tumbleweed




Canyon



Earth



Blue Spice



Sandstone








Sonora



Granola

## Laminate Countertop Finishes:

Pebble Grey  
464-58Concrete Stone  
7267-58Natural Canvas  
7022-58Sand Stone  
7265-58Green Tigris  
4667-60Mystique Mount  
4761-60Kalahari Topaz  
4588-07Brazilian Brown  
Granite—6222-58Milano Quartz  
4726-60Butterum Granite  
7732-58Milano Amber  
4724-60Bronze Legacy  
4656-60Colorado Slate  
7014-58Oxide  
1787-60Evening Tigris  
4674-60Shadowed Earth  
5342-58Bronzed Fusion  
1796-60Jamocha Granite  
7734-58Labrador  
Granite—3692-58Ebony Fusion  
1799-07Graphite Nebula  
4623-60Smoky Topaz  
4589-07

## Exam Room Cabinetry Solutions

Synthesis® Cabinetry can be designed especially for your clinic by our in-house designers. We will design an efficient exam room workflow with your choice of how you want to interact with your patients and clients.

Midmark has a wide range of exam table solutions including our popular Midmark Lift Table. We also offer fixed-height island and peninsula tables, with and without overhang, in 48" and 60" lengths plus several folding exam table options.



## Treatment Room Cabinetry Solutions

Create the perfect solution for your treatment room with our wide range of options. We can help you design a practical, efficient space that's specific to your needs.

Synthesis® cabinetry is more durable than traditional wood and laminate cabinetry and is warmer in appearance. Plus, Synthesis® cabinetry is designed to integrate seamlessly with other Midmark equipment.



## Veterinary Treatment Chase

Our space-saving chase designs allow you to have the equipment you need, where you need it, without sacrificing floor space. Let us help you create the most efficient, effective space possible.

- The treatment chase units are pre-configured to arrive at your clinic ready for installation of our equipment
- Wall mount light plates bolt securely to the chase unit so your procedure or exam light can be positioned where you need it with no sag or drift
- Plumbing and electrical lines are neatly concealed within the chase
- The pentagonal unit has convenient 4" access panels



Access Panel



**NOTE:** For ordering information or questions on part number items shown above, contact us at 1.844.856.1236.

[Back to Contents](#)

# Synthesis® Mobile Carts

Mobile treatment carts have all of the same safe, efficient features as our cabinetry with the ability to move them where you need them.

## Mobile Treatment Cart M2

- 33"h x 27"w x 18"d (2) 4" Drawers and (2) Doors
- Serenity panel style with flare handles
- Shipping Weight: 155 lb



### Step 1: Configuration

M2

### Step 2: Depth

1 18" Deep

### Step 3: Option Package

A 60 mm Casters

B 4" Quiet Casters

C60 mm Casters and Keyed Locks

D 4" Quiet Casters and Keyed Locks

### Step 4: Cabinetry Finish\*

XXX Solid Color Cabinet Finish  
(Excludes PVC-Free)

XXX Woodgrain, Metallic and PVC-free  
Cabinet Finish

### Step 5: Countertop Type

KCN Kydex® Contour Top

SEB Soft Edge Bumper Top

SEH Soft Edge Handle Top (29"W)

Configuration Example: M21A.791.KCN

### Color-Specific Part Number Explanation:

M21A.791.KCN



See color chart on pages 67-68 for available cabinetry finish options.

**Mobile Treatment Cabinet M4**

- 33"h x 27"w x 18"d (3) 4" Drawers & (1) 8" Drawer
- Serenity panel style with flare handles
- Shipping Weight: 152 lb

**Step 1: Configuration**

M4

**Step 2: Depth**

1 18" Deep

**Step 3: Option Package**

- A 60 mm Casters
- B 4" Quiet Casters
- C 60 mm Casters and Keyed Locks
- D 4" Quiet Casters and Keyed Locks

**Step 4: Cabinetry Finish\***

- XXX Solid Color Cabinet Finish (Excludes PVC-Free)
- XXX Woodgrain, Metallic and PVC-free Cabinet Finish

**Step 5: Countertop Type**

- KCN Kydex® Contour Top
- SEB Soft Edge Bumper Top
- SEH Soft Edge Handle Top (29"W)

Configuration Example: M41A.791.SEB

**Mobile Treatment Cabinet M5**

- 33"h x 27"w x 18"d (5) 4" Drawers
- Serenity panel style with flare handles
- Shipping Weight: 159 lb

**Step 1: Configuration**

M5

**Step 2: Depth**

1 18" Deep

**Step 3: Option Package**

- A 60 mm Casters
- B 4" Quiet Casters
- C 60 mm Casters and Keyed Locks
- D 4" Quiet Casters and Keyed Locks

**Step 4: Cabinetry Finish\***

- XXX Solid Color Cabinet Finish (Excludes PVC-Free)
- XXX Woodgrain, Metallic and PVC-free Cabinet Finish

**Step 5: Countertop Type**

- KCN Kydex® Contour Top
- SEB Soft Edge Bumper Top
- SEH Soft Edge Handle Top (29"W)

Configuration Example: M51A.791.SEH

See color chart on pages 67-68 for available cabinetry finish options.

# Dentistry Solutions

---

Offering comprehensive dentistry services promotes overall patient health- and it's good for business. The Midmark portfolio of top-quality dental products, clinical training, benchmarking tools, and design and workflow services helps ensure your success in creating the safest and most positive care experiences possible.



# Dental Delivery Systems

## Midmark 1000

Oil-free technology eliminates contamination of the hand pieces. You get a clean, dry aseptic work environment that's good for you, your team, and your patients. Best of all, you don't have to do any more oil changes.

- Fully enclosed delivery system makes cleaning quick and easy and minimizes compressor sound level
- All dental delivery systems include high- and low-speed handpieces, Midmark Bur Starter Kit and starter supply of prophyl angles
- Integrated Acteon Satelec® Piezo Scaler saves valuable space and improves efficiency during the procedure. Scaler tips included.
- Quickly toggle between the dual 1-liter water bottles with a flick of a switch without de-pressurizing the system.
- Optional LED and fiber optics for proper lighting
- Integrated oil-free compressor eliminates potential oil exposure to patients and messy changes.
- Handpieces automatically activate when removed from holders allowing you to focus on your patient
- High- and low-speed handpieces included
- Standard Midwest 4-hole connection
- Medical-grade casters allow you to position the cart where you need it
- 115V AC
- 10' hospital-grade powercord
- 18.5"w x 23"d x 36.5"h



**8000-003** Midmark 1000 with non-lighted integrated scaler and fiber optics

**8000-007S** Midmark 1000 with integrated LED scaler and 2-position fiber optic swivel high-speed handpieces

**8000-008** Midmark 1000 with integrated LED scaler and fiber optics

**8000-008S** Midmark 1000 with integrated LED scaler and fiber optic swivel high-speed handpiece

**9A560001** Midmark Dental Suction Accessory (In-clinic installation required)

**002-1814-00** Suction Tips, HVE, 25/kit

**002-1815-00** Suction Tips, Dental Aspirator, 25/kit

# Dental Handpieces

## Midmark High Speed

- Smooth, quiet operation at 400,000 rpms
- Swivel high and low option—and light weight for improved ergonomics
- Ergonomic, wide, no-slip grip
- Debris-shield™ bearing shield system minimalizes entry of debris into bearing
- Ceramic bearings for lower maintenance, extended life, and quiet operation
- Fast cutting power
- Manufactured in the U.S.A.
- 1-Year limited warranty (90 days on chuck)

002-10029-00 Midmark High Speed Handpiece without Fiber Optics

002-10023-00 Midmark Swivel High Speed Handpiece and Coupler w/ Fiber Optics

002-10021-00 Midmark Small Head High Speed w/ Fiber Optics

002-1432-00 Midmark Handpiece Cleaner/Conditioner

002-1432-01 Midmark Handpiece Cleaner/Conditioner Kit (Case of 12)

Midmark fiber optic high-speed handpiece, 002-10021-00

Midmark fiber optic swivel high-speed handpiece and coupler, 002-10023-00

Midmark Low-speed with swivel adapter, 002-1277-00

## Midmark Low Speed

- Ceramic bearings for lower maintenance, extended life and quiet operation (routine lubrication not required)
- Swivel for reduced hand fatigue
- Small and lightweight
- Smooth, quiet operation at 0-5,000 RPM
- Prophy heads slip in and out, quickly and easily
- Accepts all 3/32" burs and doriot heads
- Manufactured in the U.S.A.
- 1-year warranty

002-1277-00 Midmark Prophy w/ Swivel Adapter

002-1277-01 Midmark Low Speed Handpiece Motor 0-20,000 RPM (Additional nose cone required: 016-1605-00 or 016-1605-01)

016-1605-00 Nose Cone, 1:1, for exotics and advanced procedures (Use with 002-1277-01)

016-1605-01 Nose Cone, 4:1, for polishing (Use with 002-1277-01)

002-1432-00 Midmark Handpiece Cleaner/Conditioner

002-1432-01 Midmark Handpiece Cleaner/Conditioner Kit (Case of 12)

# Dental Delivery Accessories

## DENTAL BURS

Meisinger™ tungsten carbide instruments provide excellent quality

- Functional precision tooling
- Above-average concentricity
- Made of high-density fine-grain metal

016-1204-00	#2 Round, 5/pk.
016-1204-01	#4 Round, 5/pk.
016-1204-02	#6 Round, 5/pk.
016-1204-05	#36 Inverted Cone, 5/pk.
016-1204-06	#558 Cross Cut Straight Fissure, 5/pk.
016-1204-07	#558L Cross Cut Straight Fissure, 5/pk.
016-1204-03	#701 Cross Cut Tapered Fissure, 5/pk.
016-1204-04	#701L Cross Cut Tapered Fissure, 5/pk.
016-1204-09	#831F Diamond Football, Fine, 5/pk.
016-1204-08	#869LF Diamond Torpedo, Fine, 5/pk.



## MIDMARK BUR STARTER KIT

Contains one of each standard bur and labeled, autoclavable holder.

002-1158-00 Midmark Bur Starter Kit



002-1158-00

## RODENT DENTAL BUR KIT

002-1664-00	Rodent Dental Bur Kit for use with Midmark low-speed handpiece (002-1277-01) and 1:1 nose cone (016-1605-00)
016-1204-10	Replacement diamond disc, medium grit, #930D
016-1204-11	Replacement diamond Bur, extra long, 60 mm

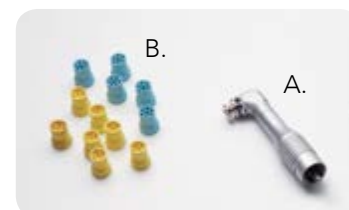


002-1664-00

## CROSSTEX TWIST PROPHY ANGLES

The Crosstex TWIST is a unique, disposable prophy angle that moves in a 90° reciprocating, back-and-forth motion instead of a traditional spinning motion, which reduces hair and whiskers getting caught. This patented design eliminates the spatter of prophy paste, saliva, blood and other potentially infectious matter. It also eliminates frictional heat while maintaining continuous contact and pressure on the tooth surface.

002-1279-00	Crosstex TWIST prophy angles, 10/pk
002-1279-02	Crosstex TWIST prophy angles, 100/pk
002-1159-00	A. Autoclavable Prophyl Angle
002-1160-01	B. Prophyl Cups, 144/pk.



## SATELEC® PIEZO HANDPIECES

- Linear vibration mimicks hand scaling
- Produces less heat to prevent enamel damage
- Thicker hand piece to help with hand fatigue
- Requires less water to cool tips
- LED option provides excellent lighting in hard to see areas
- Cruise control feature regulates scaling pressure to ensure patient safety



016-1218-00 Scaler Hand Piece

016-1375-00 LED Scaler Hand Piece

## ACTEON SATELEC® SCALING TIPS\*

Made from the best alloys, exclusive to Satelec®, using patented procedures.

- Corrosion resistant
- Autoclavable
- Calibration: each tip is individually tested and "tuned" using the latest in ultrasonic calibration techniques.
- Spray Control System (SCS): more powerful cavitation, better spray control and perfectly-controlled vibration energy at the end of the instrument.
- Color Coding System (CCS tips): inserts are color coded to show their recommended power range.

016-1203-00 Universal, Tip No. 1

016-1203-03 Voluminous Calculus, Tip No. 2

016-1203-04 Shallow Pockets, Tip No. 10P

016-1203-01 Subgingival, Tip No. 10Z

016-1203-02 Periodontics, Micro Universal  
Curette, Tip No. H3



\*For a complete listing of tips available for the Acteon Satelec® Scaler visit [midmarkserviceparts.com](http://midmarkserviceparts.com).

## ACTEON UROLITHIASIS PROBES

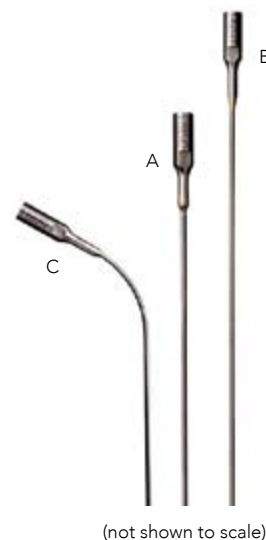
Use ultrasonics to quickly and efficiently break up stones located in the urethra. Urolithiasis probes are compatible with the Satelec® ultrasonic scalers used in the Midmark dental delivery systems and are connected to the scaler handpiece in the same way as scaling tips.

016-1203-05 Dog probe, short (102 mm) (A)

016-1203-07 Dog probe, long (156 mm) (B)

016-1203-06 Cat probe (C)

002-1238-00 Kit, 3 Veterinary Urolithiasis Probes  
- Dog, short/Dog, long/Cat



(not shown to scale)

# Midmark Digital Dental Radiography Systems

## Midmark Complete Digital Dental Radiography Systems

- Sensor is easy to use and protects your investment by plugging directly into the arm
- Designed to provide exceptional digital images
- The smallest possible focal spot and adjustable mA, kV and time settings give you the perfect solution for today's digital imaging environment

30-08180

Laptop

### MIDMARK COMPLETE IMAGING SYSTEMS

DCVM-G0A/H/S4/L	Mobile, Handswitch, Size #2, Laptop, Tray
DCVM-G0A/H/S4	Mobile, Handswitch, Size #2
DCVM-G0A/H/S3	Mobile, Handswitch, Size #1
DCV5-G2A/H/S3	Midmark Complete, 56" 2 Stud, Handswitch, #1 Digital Sensor
DCV5-G2A/H/S4	Midmark Complete, 56" 2 Stud, Handswitch, #2 Digital Sensor
DCV6-G2A/H/S3	Midmark Complete, 66" 2 Stud, Handswitch, #1 Digital Sensor
DCV6-G2A/H/S4	Midmark Complete, 66" 2 Stud, Handswitch, #2 Digital Sensor
DCV7-G2A/H/S3	Midmark Complete, 76" 2 Stud, Handswitch, #1 Digital Sensor
DCV7-G2A/H/S4	Midmark Complete, 76" 2 Stud, Handswitch, #2 Digital Sensor
DCV8-G2A/H/S3	Midmark Complete, 82" 2 Stud, Handswitch, #1 Digital Sensor
DCV8-G2A/H/S4	Midmark Complete, 82" 2 Stud, Handswitch, #2 Digital Sensor
ASAM-GT	Laptop Tray for Mobile X-ray
WARRX1	X-ray Factory Warranty Extension - 1 Year
WARRX2	X-ray Factory Warranty Extension - 2 Years



# DR Dental Radiography Sensors

The industry's first and only veterinary-specific, bite-resistant sensor from the leader in digital dental radiography—Midmark. We've combined our unsurpassed image quality with a patented sensor housing to provide clear, crisp images with unbeaten resistance to bite damage—four times more than our standard sensor.

The Midmark digital sensor is designed to deliver the soft-tissue visualization plus crown and root definition that you need to ensure you are providing your patients with superior dental care.

- Patented bite-resistant sensor housing design
- Kevlar® reinforced cable, designed for improved durability
- Waterproof, hermetic seal designed to reduce problems encountered during routine cleaning
- CMOS technology, for enhanced image quality
- Rounded corners means easier positioning in tight spaces for better capture of roots
- Free software and technical support
- 4 hour CE, in-clinic training course on software and positioning training

## MIDMARK DIGITAL SENSORS

<a href="#">XSVS-03</a>	Size #1, 3M Cable
<a href="#">XSVS-03/L</a>	Size #1, 3M Cable w/Laptop
<a href="#">XSVS-04</a>	Size #2, 3M Cable
<a href="#">XSVS-04/L</a>	Size #2, 3M Cable w/Laptop
<a href="#">XSVS-0C</a>	Sizes #1 and #2, 3M Cable
<a href="#">XSVS-0C/L</a>	Sizes #1 and #2, 3M Cable w/Laptop

<a href="#">XSVN-03</a>	Size #1, 0.9M Cable
<a href="#">XSVN-03/L</a>	Size #1, 0.9M Cable w/Laptop
<a href="#">XSVN-04</a>	Size #2, 0.9M Cable
<a href="#">XSVN-04/L</a>	Size #2, 0.9M Cable w/Laptop
<a href="#">500-432</a>	Sanitary Sheaths, 500/pk.—Size 1
<a href="#">500-433</a>	Sanitary Sheaths, 500/pk.—Size 2



### WARRANTY:

A five year limited warranty is also included with the sensor purchase. If there is a catastrophic event making the sensor not function, it will be replaced at NO CHARGE the first time.

## Midmark DC Generator

The Midmark DC Generator has the most stable arm in the industry. Due to a proprietary braking mechanism in both the horizontal and articulating arm, this is the market leader. Midmark DC is a high-frequency, veterinary-specific dental radiography system designed to meet the needs of digital imaging.

- Exceptional image quality with digital sensors
- Compatible with phosphor plates and film
- 0.4 mm focal spot; 60, 65 or 70 kV; 4,5,6 or 7 mA
- Unique LCD display and menu
- 30 pre-programmed technique settings
- Tube head positioning handle; and control panel that can be mounted in a separate location.
- 56", 66", 76" and 82" or mobile systems available
- Two-year warranty



### WALL MOUNTED

- [P7017V-P](#) 76" arm
- [P7018V-P](#) 82" arm
- [ASAW-GT](#) Laptop Tray for Wall-mount X-ray

### MOBILE

- [P7017VM](#) Mobile
- [ASAM-GT](#) Laptop Tray for Mobile X-ray
- [ASAM-GT/L](#) Laptop with Imaging Software and Laptop Tray
- [30-A2040](#) Handswitch (comes with all units)
- [WARRX1](#) X-ray Factory Warranty Extension, One Year
- [WARRX2](#) X-ray Factory Warranty Extension, Two Years

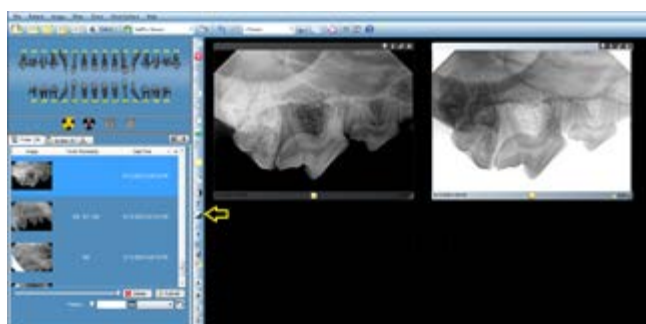
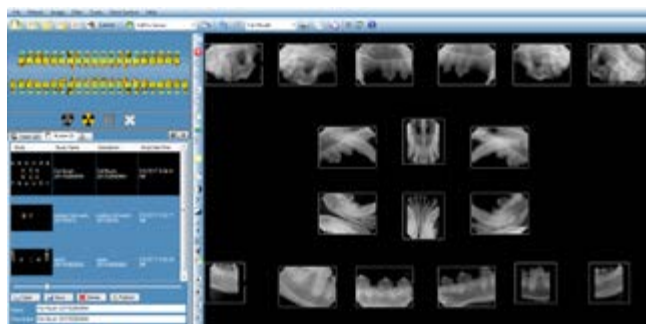
*Note: Not available through all Midmark authorized dealers.*



# Dental Radiography Software

Midmark Radiography Systems include our own easy-to-use imaging software. Look and formatting are familiar and easy to learn. Acquire, enhance and store images with ease. Our software features canine and feline tooth templates organized using the Triadan System, is DICOM compliant, and able to work with leading practice management systems and PACS servers.

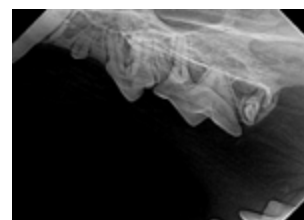
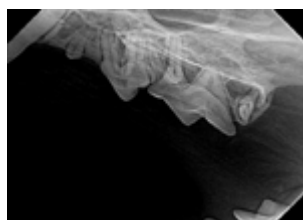
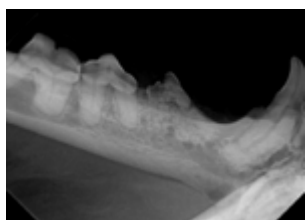
- Ongoing support and lifetime of upgrades
- Unmatched image quality
- Intuitive and easy to learn interface
- Simplified and customizable acquisition
- Native DICOM format
- Easily accessible enhancing tool bar
- Customizable templates
- Interfaces with practice management software
- Print custom take home reports
- Email option from work surface
- Modality worklist compatability



Feline



Canine





# Midmark In-Clinic Training

Comprehensive, hands-on, half-day training performed in your clinic by a member of the Midmark Animal Health Training and Education Network.

## Dental Radiography Positioning Training

This in-clinic training will help your entire staff become more efficient with acquiring those challenging views.

### Training topics include:

- Generator usage
- Midmark imaging software training
- Positioning techniques for both canine and feline patients
- How to overcome common positioning mistakes
- Proper maintenance and storage techniques

Veterinarians and credentialed technicians who complete this session will earn 4 hours of CE credits\* for dental radiography and positioning training.

VI-CSP Dental X-ray Positioning Training



**4 CE  
Credit Hours!\***

To set up your training session or if you have any questions, please contact your local distributor representative or email: [midmarkacademy@midmark.com](mailto:midmarkacademy@midmark.com)

Dentistry

## Cleaning, Probing and Charting Training

This training will help participants become familiar with best practices for dental cleaning, probing and charting.

### Training topics include:

- Preparation—including rinse, before and after photos, proper attire and safety
- Execution—including tools, sub/supra-gingival scaling, polishing, probing and charting
- Instrument sharpening and care
- Common pathologies
- Anatomy review and Triadan numbering system
- Probing technique
- Proper use and maintenance of your Midmark high-speed system

Veterinarians and Veterinary Technicians who complete this session will earn 4 hours of CE credits\* for Dental Cleaning, Probing and Charting Training.

VI-CPC Cleaning, Probing & Charting Training



**4 CE Credit Hours!\***

\*These programs were reviewed and approved by the AAVSB RACE program for four hours of continuing education in jurisdictions which recognize AAVSB RACE approval. Please contact the AAVSB RACE program if you have any comments/concerns regarding a program's validity or relevancy to the veterinary profession. Provider #436.

# Instrument Processing

---

Midmark sterilizers are reliable and convenient—count on us because your patients are counting on you.



# Instrument Processing

## QuickClean Ultrasonic Cleaners

Providing powerful, effective cleaning and consistent results, Midmark QuickClean™ Ultrasonic Cleaners are a piece of equipment your clinic shouldn't be without. The cutting-edge technology helps you create a safer, more efficient work environment by decreasing your team's exposure to contaminants and potential sharps injuries while reducing the time and effort needed for cleaning.

- Simple to operate with a digital LCD control panel, options for preset cycles and a fluid level sensor
- Powerful Frequency-Leap technology helps ensure instruments are cleaned the first time, every time
- Full-size safety basket included
- Range of sizes and options including three tabletop and two recessed models
- 3-year limited warranty

**QC1-01** QuickClean™ 1.2 Gal Tabletop

**QC3-01** QuickClean™ 3.3 Gal Tabletop

**QC3R-01** QuickClean™ 3.3 Gal Recessed

**QC6-01** QuickClean™ 6.6 Gal Tabletop

**QC6R-01** QuickClean™ 6.6 Gal Recessed

**002-10007-00** QC1 Repl. Safety Basket

**002-10008-00** QC3/QC3R Repl. Safety Basket

**002-10009-00** QC6/QC6R Repl. Safety Basket

**9A612001** QC1 Beaker Accessory Kit

**9A613001** QC3/QC3R Beaker Accessory Kit

**9A614001** QC6/QC6R Beaker Accessory Kit



QC1-01



QC3-01



QC6-01

Specifications	QC1-01	QC3-01	QC6-01
Capacity	1.2 Gal/4.5 L	3.3 Gal/12.5 L	6.6 Gal/25 L
Overall Length	13.5" (34.5 cm)	14.7" (37.5 cm)	21.6" (55 cm)
Overall Width	10.2" (26 cm)	16.5" (42 cm)	16.5" (42 cm)
Overall Height	10.4" (26.5 cm)	10.4" (26.5 cm)	14.3" (36.5 cm)
Tank Size	11.8" L x 5.9" W x 5.9" H (30 x 15 x 15 cm)	13" L x 11.8" W x 5.9" H (33 x 30 x 15 cm)	19.9" L x 11.8" W x 7.8" H (33 x 30 x 15 cm)
Recessed unit cut out size	N/A	15.55" x 14.37" (39.5 x 36.5 cm)	22.48" x 14.37" (57.1 x 36.5 cm)
Tabletop Unit Weight	12.7 lbs (5.76 kg)	18.6 lbs (8.42 kg)	29.6 lbs (13.44 kg)
Tabletop Shipping Weight	14.6 lbs (6.64 kg)	20.9 lbs (9.50 kg)	32.6 lbs (14.78 kg)
Recessed Unit Weight	N/A	22.3" lbs (10.10 kg)	32.9 lbs (14.92 kg)
Recessed Unit Shipping Weight	N/A	24.6 lbs (11.18 kg)	35.8 lbs (16.62 kg)
Electrical Requirements	Input: 115VAC +/- 10%, 60 Hz, 110W, 1.0A Output: 100W	Input: 115V +/- 10%, 60 Hz, 210W, 1.8A Output: 200W	Input: 115VAC +/- 10%, 60 Hz, 410W, 3.6A Output: 400W

## Midmark Sterilizers

Midmark sterilizers are designed to be safe, easy to use and dependable. Every sterilizer is inspected and ASMEcertified by a third-party-licensed inspector, ensuring the reliability for which Midmark is known. The Midmark M9 and M11 Steam Sterilizers are designed, manufactured and supported in the US, with decades of manufacturing experiencebuilt into each one.

### Midmark M11 Steam Sterilizer

#### Our Largest Standard Tabletop Sterilizer

- Automatic-opening Door
- Minimum Counter Space Required: 21" (53.3 cm) D x 17.8" (45.2 cm) W x H 18.1" (50.0 cm)
- Chamber size: 11" diameter (28 cm) x 18" depth (45.7 cm)
- Weight: 99 lb (44.9 kg)
- Shipping Weight: 131 lb (59.4 kg)

[M11-043](#) Midmark M11 Steam Sterilizer



### Midmark M9 Steam Sterilizer

- Automatic-opening Door
- Minimum Counter Space Required: 17.88" (45.4 cm) D x 15.3" (38.9 cm) W x 16.1" (40.9 cm) H
- Chamber size: 9" diameter (22.9 cm) x 15" depth (38.1 cm)
- Weight: 73 lb (33.1 kg)
- Shipping Weight: 81 lb (36.7 kg)

[M9-043](#) Midmark M9 Steam Sterilizer



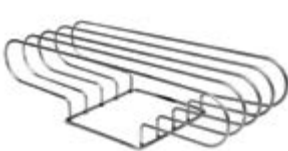
For Sterilizer Accessories, see page 89.

# Midmark Sterilizer Accessories

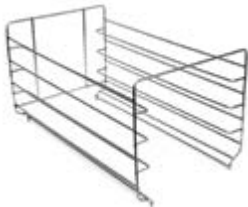
	Pouch Rack	Cool Hand Tool	External Condensing Tank	Printer	Deep Tray	Horizontal Cassette Rack	Vertical Cassette Rack
M9	•	•	•	•	•		
M11	•	•	•	•	•	•	•

## Racks

- 002-2108-00 6 Slot Vertical Pouch Rack
- 002-2108-01 5 Slot Vertical Pouch Rack
- 9A215001 (B) M11 Horizontal Cassette Rack - Holds Four Large and Four Small Cassettes
- 9A215002 (C) M11 Vertical Cassette Rack - Holds Four Large and Four Small Cassettes



Pouch Rack



B: Horizontal Cassette Rack  
15.2"L x 8.6"W x 8"H



C: Vertical Cassette Rack  
15.5"L x 9.25"W x 8.75"H

## Accessories

- 9A307001 (E) Cool Hand Tool (Tray and Cassette Removal Tool)
- 9A599001 (F) M11/M9 Thermal Printer
- 002-0396-00 (G) SpeedClean (One 16 oz. bottle)
- 002-0396-05 One Case SpeedClean (Twelve 16 oz. bottles)



E: Cool Handtool  
8.5"L



G: SpeedClean  
8"H



F: M11/M9 Thermal Printer

# Instrument Processing Workflow

Follow established instrument processing best practices, outlined here, to create a smooth workflow from dirty to clean that will help contain contamination and maximize the efficiency of your instrument cleaning and sterilization process.



## STEP 1

**Receiving, Cleaning and Decontamination:** Reusable instruments, supplies and equipment should be received, cleaned and decontaminated in one section of the processing area.

## STEP 2

**Preparation and Packaging:** Cleaned instruments and other supplies should be inspected; assembled into sets or trays; and wrapped or packaged for sterilization.

## STEP 3

**Sterilization:** The sterilization area should include the sterilizer and related supplies with adequate space for loading, unloading, and cool down.

## STEP 4

**Monitoring/Sterility Assurance:** Use mechanical, chemical and biological monitoring to ensure effectiveness of the sterilization process.

## STEP 5

**Storage:** The storage area should contain space for sterile items and disposable items. Supplies and instruments should not be stored under sinks or in other locations where they might become wet.

# Lighting + Scales

---

The advanced lighting design of Midmark operating lights delivers the true, reduced-shadow white light you need to properly match shades, see details and diagnose tissue. Various mounting configurations are available to meet your design needs.

The accuracy of Midmark scales is dependable and precise up to 330 lbs.



# Procedure Lights

## Midmark 255 LED Procedure Light

- Significantly more light intensity than similar products at 7,500 footcandles, an excellent color rendering index of 95 out of 100, and a color temperature of 4,400 K
- Counterbalanced design allows easy positioning of the light, precisely where you want it, without drifting
- 16 LEDs reflecting evenly off of 1,040 reflective facets will reduce the disruption of shadows while you work, producing an even distribution of light for uninterrupted illumination
- Turn the light on/off and adjust light intensity from controls on each side of the light head
- LEDs have 100 times longer life than most halogen lamps while consuming less energy, resulting in significant savings year after year
- Sleek contours, a sealed light head and an autoclavable handle help save maintenance time and increase product life
- ES/IEC 60601-1, IEC 60601-1-6, CAN/CSA-C22.2 No. 60601-1-14, CAN/CSA-C22.2 No. 60601-2-41-11, IEC 60601-2-41, CAN/CSA-C22.2 No. 60601-6:11 CE Medical Device Directive, RoHS European Directive

### 255 LED PROCEDURE LIGHT, SINGLE, CEILING MOUNT

255-021 255 LED Procedure Light Single Mount, 8' (2.4m) ceiling

255-022 255 LED Procedure Light Single Mount, 9' (2.7m) ceiling

### 255 LED PROCEDURE LIGHT, MOBILE

255-025 255 LED Procedure Light, Mobile

### CEILING MOUNT ADAPTER KIT

- Converts an 8' or 9' system to a 10' mount height
- One required per light arm

002-1865-00 10' Ceiling Mount Adapter Kit

9A584001 Conversion Kit With Cover



The following model numbers are recommended based on the following ceiling heights (measured from the bottom of the ceiling surface to the floor).

Below 8'	255-025	Mobile Procedure Light
8' to 9'	255-021, 255-023	8' Single or Dual Light
9' to 10'	255-022, 255-024	9' Single or Dual Light
Above 10'	255-025, 002-1865-00	Mobile Procedure Light or 10' Ceiling Mount Adapter Kit

### MIDMARK 255 LED PROCEDURE LIGHT, DUAL CEILING MOUNT

**255-023** 255 LED Procedure Light, Dual Mount, 8' (2.4m) ceiling

**255-024** 255 LED Procedure Light, Dual Mount, 9' (2.7m) ceiling



### MIDMARK 255 LED PROCEDURE LIGHT, WALL MOUNT

**255-026** 255 LED Procedure Light, Wall Mount



## Exam Light

### Midmark 250, LED Exam Light

- LED technology for up to 25,000 hours of useful bulb life
- 45% less energy consumed than equivalent halogen lights
- 4,000 K color temperature
- 1,800 footcandle intensity (19,375 lux)
- UL6060-1 and CAN/CSA C22.2 No. 601.1-M90
- Exam light weight: 20 lb
- Shipping weight: 25 lb

**250-003** 250 LED Exam Light

**9A621001** Caster Base Accessory



Caster Base Accessory

# Treatment Lights

## Midmark 120, LED Treatment Light

- Light intensity: 40,000 lux, at a distance of 39.4"
- Color temperature: 4,500 K
- Light head diameter: 11.4"
- Made up of 12 LEDs
- Life cycle of LEDs: >60,000 hours
- 3-year limited warranty

122-1203-13 120 Single Ceiling Mount Light

122-1203-14 120 Dual Ceiling Mount Light

122-1203-12 120 Wall Mount Light

122-1203-11 120 Mobile Light

122-9240-93 120 Sterilizable Handle w/adapter

122-9240-94 Sterilizable Handle Only



## Midmark 130, LED Treatment Light

- Light intensity: 60,000 lux, at a distance of 39.4"
- Color temperature: 4,500 K
- Light head diameter: 13"
- Made up of 19 LEDs
- Life cycle of LEDs: >60,000 hours
- 3-year limited warranty

122-1303-13 130 Single Ceiling Mount Light

122-1303-14 130 Dual Ceiling Mount Light

122-1303-12 130 Wall Mount Light

122-1303-11 130 Mobile Light

122-9240-93 130 Sterilizable Handle w/adapter

122-9240-94 Sterilizable Handle Only



# Scales

## LCD Cat Scale

- Spacious platform 20" x 14"
- Accommodates large cats
- Dependable and accurate
- Easy-to-read 1" LCD display
- Built-in sleep function
- Ounces or kilograms – weighs in 0.5 ounce or 10 gram increments
- 44 pound/ 20 kilogram capacity
- Powered with AC adapter or one 9-volt battery

110-5090-07 LCD Cat Scale



## Platform Scale

- Post mount and no slip mat included with scale
- Stainless steel platform with drip edge
- The stainless steel provides long-lasting durability and easy wipe-down cleaning
- HOLD key on the remote display allows the animal's weight to be retained after leaving the platform
- Large 44" L x 22" W size with 330 lb capacity is ideal for weighing medium to large animals
- AC or battery power with low battery indicator and auto-off feature to extend battery life
- Adjustable feet for easy leveling
- Easy-to-read backlit display
- Tare feature for weighing using baskets or crates
- Can be mounted on a variety of lift tables

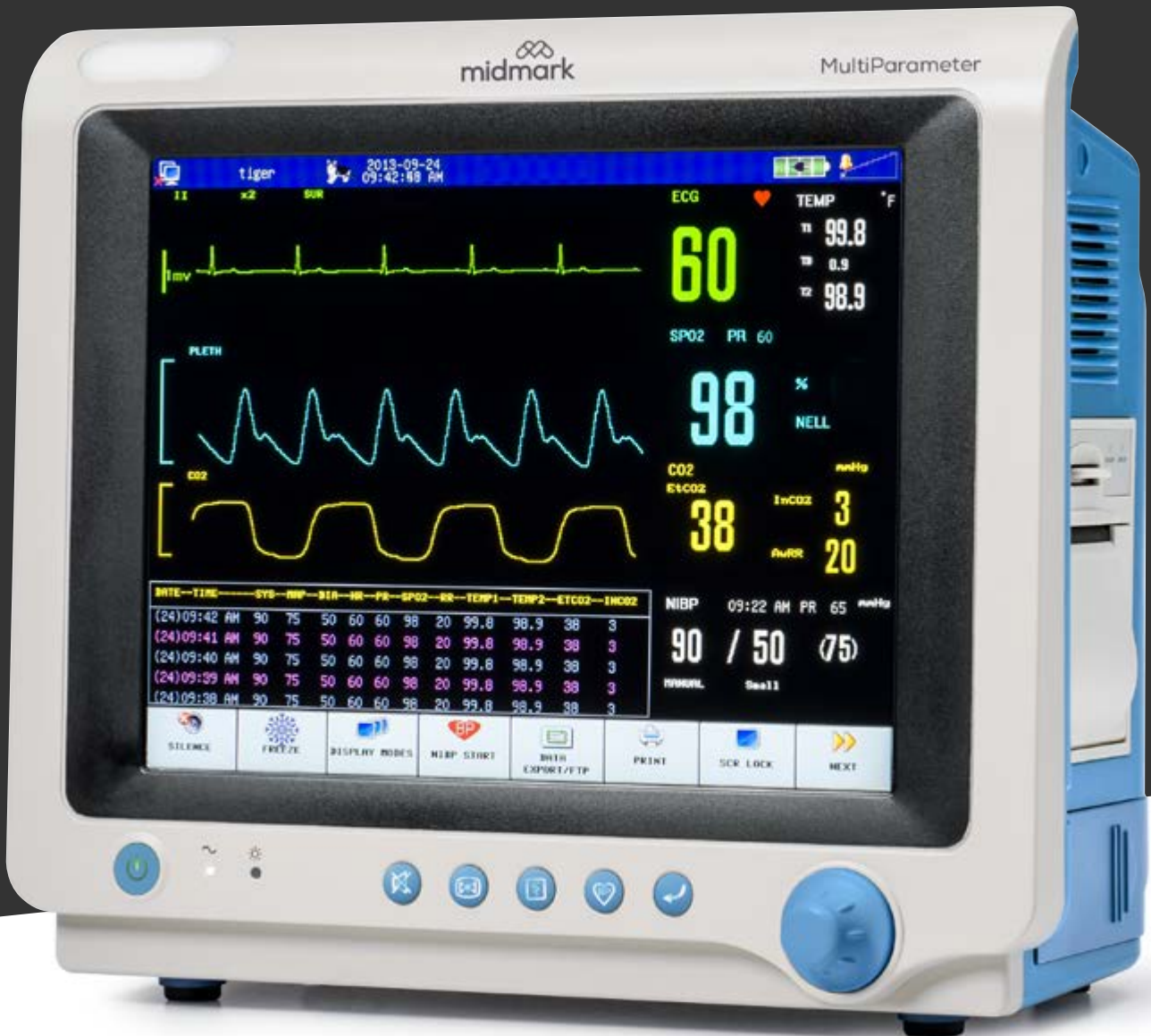
110-3110-00 Platform Scale



# Monitoring

---

State-of-the-art Midmark diagnostic and multiparameter monitors provide the gold standard in efficient, accurate patient monitoring. Our family of total monitoring solutions features Cardell® BP technology, pet-specific algorithms and unique, pet-friendly features that make it easier to get reliable, precise readings, even in small companion animals.



# Multiparameter Monitoring

## Midmark Multiparameter Monitor

Accuracy and reliability at your fingertips. Midmark has designed the precision and consistency you expect from the Cardell® name into a fast, lightweight and intuitive touch screen vital signs monitor.

Above all, a monitor should be safe, reliable and user-friendly. The Midmark Multiparameter Monitor is highly advanced, yet easy to use. It uses veterinary-specific algorithms and Cardell® Blood Pressure Technology.

- 10.5" touch screen makes patient set up faster and easier or use the traditional-style buttons located below the screen
- Well-designed menus and controls allow for intuitive navigation
- Smaller, lighter form factor allows for easy transportation without sacrificing visibility
- World-class Cardell® BP, Nellcor™ SpO<sub>2</sub> and upgrade to CO<sub>2</sub> monitoring at any time by adding a sidestream or mainstream CO<sub>2</sub> module
- Masimo Multigas available
- Enhanced ECG data export capabilities
- USB port for downloading patient data
- Customizable alarm settings for up to three users
- Optional integrated 3-channel graphical printer
- 2-year warranty

8013-001	Midmark Multiparameter Monitor with Printer
8013-002	Midmark Multiparameter Monitor without Printer
8013-003	Midmark Multiparameter Monitor with Invasive BP and Printer
8013-004	Midmark Multiparameter Monitor with Invasive BP, no Printer
C-STAT5	Capnostat Mainstream CO <sub>2</sub> Probe
LOFLO	LoFlo Sidestream CO <sub>2</sub> Module
002-1745-00	Kit, Masimo Multigas Mainstream Sensor and Adapters
002-1746-00	Kit, Masimo Multigas Sidestream Sensor and Adapter

Additional monitoring accessories are available at [midmarkserviceparts.com](http://midmarkserviceparts.com).

For monitor mounts, see page 101.



Optional Printer Shown



Cable-side View



Back View



Mainstream Multigas



Sidestream Multigas



Mainstream CO<sub>2</sub> Probe



Sidestream CO<sub>2</sub> Module

This product has limited availability outside of the U.S. For confirmation, please contact Midmark Customer Experience.

# Diagnostic Monitoring

## Midmark Diagnostic Monitor

Designed to be compact, lightweight, and durable, with an intuitive touch screen interface for ease of use. The Cardell® Blood Pressure Technology provides accurate and reliable blood pressure readings with optional Nellcor SpO<sub>2</sub> monitoring.

### Popular uses include:

- Examination, treatment, surgery, recovery
- Monitoring patients as they are moved around your hospital
- Mobile practices and field monitoring purposes

### Features:

- 3 animal-specific alarm settings provide quicker patient set up
- Bright 7" touchscreen display with anti-glare coating for better viewing from any angle
- Fixed touch selection provides quick and easy access to most used functions
- 10-hour battery life with five-minute auto mode for blood pressure allows for increased mobility
- 2-year warranty

8014-001 Midmark Diagnostic Monitor, NIBP

8015-001 Midmark Diagnostic Monitor, NIBP, SpO<sub>2</sub>

Additional monitoring accessories are available at [midmarkserviceparts.com](http://midmarkserviceparts.com).

For monitor mounts, see page 101.



# Monitor Mounts

Rolling stands and other mounting options are available to help protect your investment. Rolling stands allow you to easily move your monitor around a room or between hospital locations. All rolling stands feature a storage basket for accessories and user manuals.

## 8013/8014/8015/9500 SERIES MONITORS

- 8008-005     Monitor Mount, Mobile Stand, for 8013/8014/8015
- 9A465009     Monitor Mount, VMS Plus, for 8013/8014/8015
- 9A465010     Monitor Mount, Pole, for 8013/8014/8015
- 9A465011     Monitor Mount, Stud, for 8013/8014/8015
- 9A465012     Monitor Mount, Wall Mount, for 8013/8014/8015
- 8008-006     Monitor Mount, CM Lift Table, for 8013/8014/8015

## MAX-12 MONITORS

- 8008-001     Mobile Stand for Max-12
- 9A465001     Monitor Mount for Max-12, VMS Plus
- 9A465005     Monitor Mount, Stud, Max-12
- 9A465007     Monitor Mount, Wall, Max-12
- 8008-003     Monitor Mount for Max-12, CM Lift Table

## 9400/9500 SERIES MONITORS

- 8008-002     Mobile Stand, for 9400/9500
- 9A465002     Monitor Mount, VMS Plus, for 9400/9500
- 9A465004     Monitor Mount, VMS, for 9400/9500
- 9A465006     Monitor Mount, Stud, for 9400/9500
- 9A465008     Monitor Mount, Wall, for 9400/9500
- 8008-004     Monitor Mount, CM Lift Table, for 9400/9500



Mobile Stand



VMS<sup>®</sup>



VMS<sup>®</sup> Plus

# Anesthesia Monitoring Training

## Anesthesia Monitoring 101

Our comprehensive, hands-on, half-day anesthesia monitoring training is provided in your clinic by a member of the Midmark Animal Health Training and Education Network.

This training from Midmark Animal Health will help participants become familiar with best practices for operating and maintaining their anesthesia and monitoring equipment.

### Training topics include:

- Anesthesia machine theory of operation, function of components and flow of gases
- Proper equipment maintenance for long-term performance and better patient outcomes
- Overview of ACVAA anesthetic monitoring guidelines for small animals
- Five-parameter, hands-on monitoring including circulation, oxygenation and ventilation
- How vital signs are measured and what the readings mean

Veterinarians and credentialed technicians who complete this session will earn four hours of CE credits\* for Anesthesia Monitoring 101. Class size is limited to 10 attendees.

VI-AMT      Anesthesia Monitoring 101



**4 CE Credit Hours!**\*

To set up your training session or if you have any questions, please contact your local distributor representative or email: [midmarkacademy@midmark.com](mailto:midmarkacademy@midmark.com)

## Anesthesia Monitoring 201

Building on the skills of our 101 lab, our 201 lecture is provided in your clinic by a member of the Midmark Animal Health Training and Education Network.

Following the prerequisite Anesthesia Monitoring 101 dry lab, this lecture will help participants learn the keys to completing a successful anesthetic case.

### Training topics include:

- Review of ACVAA/AAHA monitoring/anesthesia guidelines
- Setting up the patient for an anesthetic case
- Balanced anesthesia/pain management best practices
- Troubleshooting vital signs readings and anesthesia complications
- Developing an anesthesia record-keeping plan

Veterinarians and credentialed technicians who complete this session will earn four hours of CE credits\* for Anesthesia Monitoring 201. Class size is limited only by the size of the classroom space.

VI-AMT2      Anesthesia Monitoring 201



**4 CE Credit Hours!**\*

\*This program was reviewed and approved by the AAVSB RACE program for four hours of continuing education in jurisdictions which recognize AAVSB RACE approval. Please contact the AAVSB RACE program if you have any comments/concerns regarding this program's validity or relevancy to the veterinary profession. Provider #436.

\*\*Prices vary for clinics located outside the Continental United States.

**NOTE:** For ordering information or questions on part number items shown above, contact us at **1.844.856.1236**.

[Back to Contents](#)

# Seating

---

Soft, comfortable seating designed for high-use veterinary applications with several color and accessory options to complement your space.



# Midmark Seating

## 270 ADJUSTABLE STOOL

- Black composite five-leg base
- Stool weight: 15 lb  
(Weight capacity: 300 lb)
- Shipping weight: 20 lb



**270-001-XXX** 270 Adjustable Stool  
Basic stool, manually adjustable

## 271 ADJUSTABLE STOOL

- Black composite five-leg base
- Stool weight: 20 lb  
(Weight capacity: 225 lb)
- Shipping weight: 25 lb



**271-001-XXX** 271 Adjustable Stool  
Basic stool with back, manually adjustable

## 272 AIR LIFT STOOL

- Black composite five-leg base
- Stool weight: 15 lb  
(Weight capacity: 300 lb)
- Shipping weight: 20 lb



**272-001-XXX** 272 Air Lift Stool  
Basic stool, pneumatically adjustable

## 273 AIR LIFT STOOL

- Black composite five leg base
- Stool weight: 20 lb  
(Weight capacity: 225 lb)
- Shipping weight: 25 lb



**273-001-XXX** 273 Air Lift Stool  
Basic stool with back, pneumatically adjustable

XXX<sup>1</sup> denotes upholstery color.  
View upholstery colors on pages 109-110.

**276 AIR LIFT STOOL**

- Chrome five-leg base
- Stool weight: 15 lb  
(Weight capacity: 350 lb)
- Shipping weight: 20 lb



**276-001-XXX<sup>1</sup>** 276 Air Lift Stool  
Basic stool pneumatically adjustable

**277 AIR LIFT STOOL**

- Chrome five-leg base
- Stool weight: 20 lb  
(Weight capacity: 225 lb)
- Shipping weight: 25 lb



**277-001-XXX<sup>1</sup>** 277 Air Lift Stool  
Basic stool with back,  
pneumatically adjustable

**ACCESSORIES**

- 9A366001-XXX<sup>1</sup>** Backrest Kit
- 9A367001** Foot Ring, Field Installed  
(not available on foot release models)
- 9A368001** 6" Lab Height Ext. Kit  
(not available on foot-release models)

**Additional Charges For Plant Installed Options**

- XXX<sup>1</sup>** Ultra-Premium Upholstery
- 27X-002-XXX<sup>1</sup>** Set of Soft Rubber Casters
- 27X-003-XXX<sup>1</sup>** Set of Glides  
(not available on foot-release models)
- 27X-004-XXX<sup>1</sup>** Set of Locking Casters
- 27X-005-XXX<sup>1</sup>** Auto Locking Casters

XXX<sup>1</sup> denotes upholstery color.  
View upholstery colors on pages 109-110.

## Dental Doctor's Stool

- Contoured set with raised front
- Waterfall front edges
- Up to twelve degrees of forward tilt
- One lever adjustment for locking seat and backrest tilt
- Ratcheted backrest for height adjustment without knobs
- Cylinder Height: Tall - 20.9" to 28.7"; Medium - 16.5" to 22"; Short - 15.25" to 18.3"
- Seat Size: Standard - 17.5" x 16.5"; Small - 16.25" x 16"

153811 Dental Doctor's Stool

\* Specify cylinder height (Tall, Standard, Short) when ordering



## 280 + 282 Client Chairs

Soft, comfortable seating for clients and their companions. Available with or without arms; black frame, a variety of upholstery colors.

- 18.5" / 30" seat widths
- 400 / 650 lb weight capacity

280-001-XXX 280 Client Chair w/o arms

280-002-XXX 280 Client Chair w/arms

282-001-XXX 282 Client Chair w/arms

### OPTIONS

Standard Ultra-Premium Upholstery Upcharge



View upholstery colors on pages 109-110.

## Royal Saddle Plus Chair

The Royal Saddle Plus Chair is designed in a way that is easy to adopt a better sitting posture while working. The small and round backrest gives precise support in the lower back and ensures maximum freedom of movement. The seat is in saddle shape, which means that you are not forced to adopt a 90° sitting angle, but are given the space to adopt a position where the knees are lower than the hips. This open hip angle makes it easier to stretch the back, so that it takes less effort to maintain a good work posture.

102-7400-11 Royal Saddle Plus Chair - Black

102-7400-31 Royal Saddle Plus Chair -  
Special Color



## Desk Chair

- Back: 12"w x 13.5"h
- Square seat with waterfall front cushioning 16.5"w x 18"d
- Standard cylinder height 18.5" - 22.5"

102-7200-11 Desk Chair, Black

102-7200-31 Desk Chair - Special Color



## Operator Chair

- Back: 10"w x 6.5"h
- Triangular-style seat
- Adjustable foot ring
- Standard cylinder height 21" - 28"

102-7100-11 Chair w/o Arms, Black (Triangle)

102-7100-31 Chair - Special Color

102-9000-11 1D Arm Rest (pair)

102-9000-12 2D Arm Rest (pair)



## Operator Chair

- Back: 10"w x 6.5"h
- Saddle-style seat 15"w x 16"d
- Standard cylinder height 21" - 28"

102-7000-11 Chair w/o Arms, Black (Saddle)

102-7000-31 Chair without arms -  
Special Color

102-9000-11 1D Arm Rest (pair)

102-9000-12 2D Arm Rest (pair)

View upholstery colors on pages 109-110.

# Midmark Upholstery Selections


## Standard Upholstery Colors

**Available for:** 270, 271, 272, 273, 274, 275, 276, 277, 278, 279 Stools, Dental Doctor's and Technician's Stools, 280 and 282 Client Chairs



## Ultrafree\* Upholstery Colors

















































**Available for:** 270, 271, 272, 273, 274, 275, 276, 277, 278, 279 Stools, Dental Doctor's and Technician's Stools, 280 and 282 Client Chairs



\*Ultraleather by UltraFabrics®

# Carthage Upholstery Colors

**Available for:** Royal Saddle Plus Chair, Desk Chair, Triangular and Saddle-Style Operator Chairs

					
Oyster	Pearl	Platinum	Light Gray	Graphite	Black
					
Laurel	Moss	Meteor	Mocha	Merlot	Port
					
Taupe	Mushroom	Sumatra	Bronze	Beech	Terracotta
					
White	Sisal	Linen	Beige	Champagne	Cognac
					
Titan	Lavender	Baltic	Delft	Marine	Pearlescence
					
Turquoise	Jade	Apple	Olive	Green	Ivory
					
Nectarine	Orange	Melon	Saffron	Sun	Gold
					
Cherry	Red	Pink	Berry	Amethyst	Silver

**NOTE:** For ordering information or questions on part number items shown above, contact us at 1.800.299.9525.

# Tables, Tubs, Sinks + Grooming

---

Midmark lift tables take the “strain” out of lifting large patients, to allow positioning them easily and quietly. Spacious work surfaces are complemented by multiple options including scale top for taking weight at the time of the exam. The lift tables are available with hand or foot controls.

Midmark scrub sinks are a good addition to our surgery tables for pre-surgical scrub. The stainless steel construction will last the lifetime of your facility.

Midmark adjustable height grooming tubs are available in stainless steel or fiberglass. The stainless steel model is available with or without telescoping ramp while the fiberglass unit elevates occupants to allow for an efficient and ergonomic work environment for your staff.



# ing



# Exam Tables

## Island Exam or Treatment Tables

The Midmark IT and DT Fixed Height Island Exam/Treatment Tables are an ideal addition to your exam or treatment room. The table features a toe-kick base panel that wraps around the entire table, allowing you to approach your patient without obstruction. Choose from 44" and 59" lengths, weight capacity of 300 lbs, a variety of tops in stainless steel or laminate, and many door and drawer combinations including custom designs to meet your needs. Sturdy 18-gauge steel construction with baked-on epoxy finish gives your treatment center a long lasting, professional and aesthetically pleasing look.

- IT1.RXXX.A 44" Island – Left: 3-4" Drawers, 1-8" Drawer; Right: 1-4" Drawer, Door w/ shelf
- IT2.RXXX.A 44" Island – Left: 1-4" Drawers, Door w/shelf; Right – 3-4" Drawers, 1-8" Drawer
- IT3.RXXX.A 44" Island – Left: 3-4" Drawers, 1-8" Drawer; Right: Door w/shelf
- IT4.RXXX.A 44" Island – Left: Door w/shelf; Right: 3-4" Drawers, 1-8" Drawer
- IT5.RXXX.A 44" Island – Left: 3-4" Drawers, 1-8" Drawer; Right: 3-4" Drawers, 1-8" Drawer
- IT6.RXXX.A 59" Island – Left: 3-4" Drawers, 1-8" Drawer; Center: Door with Trash Chute; Right: 1-4" Drawer, Door w/ shelf
- IT7.RXXX.A 59" Island – Left: Door with Trash Chute; Center: 3-4" Drawers, 1-8" Drawer; Right: Door w/shelf
- IT8.RXXX.A 59" Island – Left: 3-4" Drawers, 1-8" Drawer; Center: 3-4" Drawers, 1-8" Drawer; Right: Door with Trash Chute
- DT1.RXXX.A 48" Right, Door, 3 Drawer
- DT2.RXXX.A 48" Left, Door, 3 Drawer
- DT5.RXXX.A 60" Right, Door, 3 Drawer, 3 Drawer
- DT6.RXXX.A 60" Left, Door, 3 Drawer, 3 Drawer

Tables with knee space/overhang

- DT3.RXXX.A 48" Right, Door, 3 Drawer
- DT4.RXXX.A 48" Left, Door, 3 Drawer
- DT7.RXXX.A 60" Right, Door, 3 Drawer
- DT8.RXXX.A 60" Left, Door, 3 Drawer



IT1.R233.A (Dusty Blue inserts (233) shown)



DT2.R233.A (Dusty Blue inserts (233) shown)



DT4.R233.A (Dusty Blue inserts (233) shown)

Call for pricing, colors and options.

"XXX" denotes insert color. See pages 67 for color chart

### Stainless Steel Cut-Away Exam Table with 3 Drawers and 1 Door

- 109-7318-11 48"L, SS Top, Cut-Away Cabinet, 3 Drw, 1 Door, Right Hand
- 109-7318-12 48"L, SS Top, Cut-Away Cabinet, 3 Drw, 1 Door, Left Hand
- 109-7418-11 60"L, SS Top, Cut-Away Cabinet, 3 Drw, 1 Door, Right Hand
- 109-7418-12 60"L, SS Top, Cut-Away Cabinet, 3 Drw, 1 Door, Left Hand



Height: 36", Depth: 24", Length: 60" or 48"

### Stainless Steel Cut-Away Exam Table with 2 Doors

- 109-7417-11 60"L, SS Top, Cut-Away Cabinet, 2 Door, Right Hand
- 109-7417-12 60"L, SS Top, Cut-Away Cabinet, 2 Door, Left Hand
- 109-7317-11 48"L, SS Top, Cut-Away Cabinet, 2 Doors, Right Hand
- 109-7317-12 48"L, SS Top, Cut-Away Cabinet, 2 Doors, Left Hand



Height: 36", Depth: 24", Length: 60" or 48"

### Stainless Steel Table

- Optional 12" x 16" x 4" deep 20-gauge stainless steel drawer may be opened from either side
- Offered on legs with adjustable glide feet or on locking casters
- Treatment surface size: 22" x 44"
- 101-4640-90 On Legs Without Drawer
- 101-4640-95 On Legs With Drawer
- 101-4640-80 On Casters Without Drawer
- 101-4640-85 On Casters With Drawer



Height 36", Width: 22", Length: 44"

### Stainless Steel Instrument Cart

- 30"x24" Stainless steel top
- Height adjusts from 34 1/8" to 47 3/4"
- 102-2530-12 Pneumatic Assisted Adjustable Instrument Cart



# Midmark Pedestal Exam Lift Tables

## Pedestal Exam Table

- 22" x 44" Treatment surface
- Patient weight capacity: 225 lb

101-9640-00 Pedestal Exam Table

## Exam Table with Adjustable Electric Column

- Full 12" height adjustment 24 3/8" to 36 3/8"
- 22" x 44" Treatment surface
- Patient weight capacity: 225 lb

101-8640-03 Exam Table with Adjustable Electric Column



## Stationary Wall Mount Exam Table

- Spacious 22" x 44" work surface
- Patient weight capacity: 150 lb
- 1-1/8" thick inner board for a solid, quiet working surface
- 20-gauge stainless steel top with raised anti-drip edges
- Optional 12" x 16" x 4" 20-gauge stainless steel drawer may be opened from either side

101-1640-00 Stainless Steel Top, No Drawer

101-1640-05 Stainless Steel Top, with Drawer



# Folding Exam Tables

## Wall Hugger Fold-up Exam Table

- Wall-mount plate has baked on finish to resist corrosion
- Allows easy access on three sides and unobstructed floor space
- 1-1/8" thick inner board for a solid, quiet working surface
- 20-gauge stainless steel top with raised anti-drip edges
- Spacious 22" x 44" work surface
- Patient weight capacity: 150 lb
- Counterbalanced action lifts and lowers effortlessly
- 4-1/2" from wall when folded to the "up" position

101-2740-00 Stainless Steel Top



## Fold-up Wall Mount Exam Table

- 4" from wall when folded to the "up" position
- Patient weight capacity: 150 lb

101-2640-00 44" Length, Stainless Steel Top

171-2940-00 38" Length, Stainless Steel Top



## Fold-down Table

- 42"L (16" folded down) x 24"W
- Patient weight capacity: 125 lb

The unique fold-down design of our wall-mounted folding exam table features a stationary stainless steel work surface perfect for charts, instruments and client education materials. Plus, a special "gas-assist" lifting mechanism makes raising and lowering the table a breeze. Midmark tables are designed to enhance your workflow and make you, your patients and clients as comfortable as possible.

8012-00-001 Fold Down Exam Table

9A549001 Traction Mat Accessory

\*Optional mounting bracket (002-1692-00, \$422.00, sold separately) or additional backing structure may be required for steel stud applications.



**NOTE:** For ordering information or questions on part number items shown above, contact us at 1.800.299.9525.

[Back to Contents](#)

# Lift Tables

## Midmark CM Dry Exam Lift Table

The Midmark CM Exam Lift Table is height adjustable from the floor up to a maximum height of 44", giving it the greatest range of motion on the market. The CM Exam Lift Table has quality features designed to create unparalleled efficiency in your practice:

- Table lowers completely to the floor and rises to 44" high
- 300 lb load capacity
- Perpendicular design allows for eye-to-eye contact with the client and unrestricted access to both sides of the table
- Only the tabletop moves, unlike other units where the tabletop and back move as one piece, so the scale weight display remains at eye level no matter the position of the table
- Table can be raised or lowered from either side via a toggle switch or by using the convenient foot pedal
- 115V AC, 60 Hz, 10 AMP
- 55-1/2" L x 25-1/2" W x 60" H

**CMWO** Midmark CM Dry Lift Table without Scale

**CMWS** Midmark CM Dry Lift Table with Scale



This product has limited availability outside of the U.S. For confirmation, please contact Midmark Customer Experience.



## Midmark Mobile Lift Table

- Height adjusts from 12-3/4" to 37-1/2"
- Sturdy design with heavy duty lifting mechanism and motor is able to handle large animals
- 3" heavy-duty locking casters hold the table securely in place for exams and roll easily on even or uneven floors
- Rechargeable battery power allows the table to be used without being plugged in—charging process can be interrupted to allow table use
- Built-in battery charger—just plug in to outlet to recharge. Low-battery indicator “beeps” when charging is needed. Recharge takes only 4-6 hours.
- Large Exam Surface—22"W x 50"L 20-gauge stainless steel top with anti-drip-edges. Top has 1-1/8"-thick inner board for a solid, quiet working surface.
- Patient weight capacity: 225 lb
- Available with built-in scale for weighing at the time of exam

103-0170-16 Midmark Mobile Lift Table

110-3410-08 Midmark Mobile Lift Table with Scale

203-0170-10 Side Rails with Sliding Quick-release Restraint Cleats (2 Rails, 4 Cleats)

203-0170-20 Quick-release Restraint Cleats (4)



Quick-release  
Restraint Cleats  
(optional)



Side Rails (optional)

## Stainless Steel Lift Tables

- Lifts large animals easily and quietly—powerful electric motor and dual screw-gear column. Quiet, smooth adjustment for less patient anxiety.
- Restraint system with tie-down rails and restraint cleats located on both the left and right side of the table
- Clean, safe clinic appearance—column requires no maintenance and is covered by a full 1-year warranty. Baked-on corrosion-resistant base finish
- Tables may be stopped at any position with a full 31 1/2" range of height adjustment per model
- Patient weight capacity: 225 lb
- Available with built-in scale for weighing at the time of exam

### Tapered Electric Lift Table

- Height adjusts: 8 1/2" to 40" without scale, 9 1/2" to 41" with scale

101-5640-01 Electric Lift Exam Table / Hand Control

101-5640-07 Electric Lift Exam Table / Foot Control

110-3210-00 Electric Lift Exam Table with Scale / Hand Control

110-3210-01 Electric Lift Exam Table with Scale / Foot Control

### Fold-up Lift Table

- Height adjusts: 7 1/2" to 39" off floor
- 22"x 44" Stainless steel top

101-5640-31 Lift Table with Hand Control

101-5640-37 Lift Table with Foot Control

110-3310-10 Lift Table with Scale and Hand Control

110-3310-21 Lift Table with Scale and Foot Control



Tapered Electric Lift Table  
Width: 44", Depth: 22"



Fold-up Lift Table  
Width: 44", Depth: 22"



Hand Control



Foot Control

# Surgery Tables

Midmark Surgery Tables offer the versatility of either V-top or flat top with heated or non-heated work surfaces and electric or hydraulic patient positioning. The low-profile weighted base allows you to get close the work surface while either standing or sitting. The one-hand fingertip control easily adjusts side panels and table top via pneumatic cylinders to adjust your patient as needed. 20" width and available in 50" or 60" lengths.

## V-Top Surgery Tables

### V-Top Surgery Table with Adjustable Electric Column

- Self-contained electric column  
(Column is covered by full 2-year warranty)
- Height adjustable from 29 1/2" to 41 1/2"
- Electric lift column quietly and smoothly raises and lowers
- Optional heated top
- Available accessories: table top extension, rail extensions to accommodate larger animals and casters for easy mobility

100-3041-21 50" With Heated Top

100-3041-01 50" Without Heated Top

100-3071-21 60" With Heated Top

100-3071-01 60" Without Heated Top



This product has limited availability outside of the U.S. For confirmation, please contact Midmark Customer Experience.

Width: 20", Length: 50" or 60", Base: 18"x24"

### V-Top Surgery Table with Adjustable Hydraulic Column

- Self-contained hydraulic column
- Height adjustable from 33 1/2" to 39 1/2"
- Optional heated top
- Available accessories: table top extension, rail extensions to accommodate larger animals and casters for easy mobility

100-4041-21 50" With Heated Top

100-4041-00 50" Without Heated Top

100-4071-21 60" With Heated Top

100-4071-00 60" Without Heated Top



This product has limited availability outside of the U.S. For confirmation, please contact Midmark Customer Experience.

Width: 20", Length: 50" or 60", Base: 18"x24"

**NOTE:** For ordering information or questions on part number items shown above, contact us at 1.800.299.9525.

[Back to Contents](#)

120

# Flat-Top Surgery Tables

## Flat Top Surgery Table with Adjustable Electric Column

- Self-contained electric column requires no maintenance (Column is covered by full 2-year warranty)
- Full 12" range of height adjustment
- Optional heated top

- 100-3251-21 50" With Heated Top  
 100-3251-01 50" Without Heated Top  
 100-3261-21 60" With Heated Top  
 100-3261-01 60" Without Heated Top



This product has limited availability outside of the U.S. For confirmation, please contact Midmark Customer Experience.

## Flat Top Surgery Table with Adjustable Hydraulic Column

- Self-contained hydraulic column requires no maintenance
- Convenient 6" up and down height adjustment
- Optional heated top

- 100-4251-21 50" With Heated Top  
 100-4251-01 50" Without Heated Top  
 100-4261-21 60" With Heated Top  
 100-4261-01 60" Without Heated Top



This product has limited availability outside of the U.S. For confirmation, please contact Midmark Customer Experience.

## ACCESSORIES

### Drip Bucket

- 200-3041-02 Large Drip Bucket, 13 Quart  
 200-3041-03 Small Drip Bucket, 2 Quart

### Caster Sets

- 200-3041-05 Caster Set For Surgery Tables (Pre Oct 2018 Tables)  
 200-3041-34 Caster Set - Plate, 4 Locking For Surgery Tables (Oct 2018- Present)

### IV Rod

- 200-3041-09 Iv Rod Assembly Kit For Surgery Tables

### Rail Extension Kit

- 200-3041-01 Rail Extension Set, w/ Cleats For 50" Surgery Tables ONLY



# Treatment Tables

## Midmark CM Wet Dental/ Treatment Lift Table

The Midmark CM Wet Dental/Treatment Lift Table is an adjustable height lift table with a wet treatment tub. The table is designed to eliminate lifting to the treatment table and to allow for a variety of operator positions. The tabletop lowers to within 9.5" of the floor and rises to 44" high. The shallow wet tub is excellent for all treatment and dental procedures. The conveniently located, temperature-controlled, ultra-light 8-ft sprayer extends beyond the table length for complete coverage and easy cleaning. The removable hair trap and easy-clean drain make maintenance a breeze. Connections provide for easy installation to hot and cold water and drain. Available in both 45" and 60" tables.

- Load capacity is 300 lb
- Freestanding, requires no bolting to floor or wall, and is completely finished including the back
- Fully assembled and ready for hook-up and immediate use
- Completely sealed units ensure a remarkably quiet actuator operation and require no internal maintenance
- 115V AC, 60 Hz, 10 AMP
- 45" Model is 62"L x 30"W x 60"H
- 60" Model is 77"L x 30"W x 60"H

This product has limited availability outside of the U.S. For confirmation, please contact Midmark Customer Experience.



4" Filler Grate



Grate Cover

**CMDT-45** Midmark CM Wet Table, 45" without Scale

**CMDT-60** Midmark CM Wet Table, 60" without Scale

**CMDT-WS-45** Midmark CM Wet Table, 45" with Scale

**CMDT-WS-60** Midmark CM Wet Table, 60" with Scale

**CMDT-GC-45** Grate Cover, 45"

**CMDT-GC-60** Grate Cover, 60"

**002-1486-00** 4" Filler Grate



Note: CM Table shown with Midmark Anesthesia Mount and Midmark VMS\* (also available for Midmark VME2\*). See pages 5 and 6 for pricing.

**NOTE:** For ordering information or questions on part number items shown above, contact us at **1.844.856.1236**.

[Back to Contents](#)

## Wet Treatment Tables

This table features a standard 36" height that easily integrates with Midmark cabinetry giving your treatment area a uniform and aesthetically pleasing look. The wet tub is excellent for all treatment and dental procedures and is available in standard 6" or custom-order 3 1/4" depths. The removable hair trap and easy-clean drain make maintenance a breeze.

- Wall mount capability
- 18-gauge steel, more durable than wood laminates, withstands the most rigorous clinical work
- Load capacity of 300 lb
- Internal modular design allows you to customize door and drawer configurations to suit your needs
- Cabinetry features all the benefits of Midmark design such as steel hinges, seamless drawers and adjustable ball bearing glides
- Baked-on epoxy finish means no rusting due to water exposure
- The perpendicular orientation allows for access to both long sides
- Optional goose-neck faucet and sprayer attachment for easy post-procedure clean-up
- Available in Midmark cabinetry colors including woodgrain option (additional charge)
- 48" or 60" L x 25" W x 36" H
- One end open for plumbing

### Tables With Faucet And Sprayer Included

<a href="#">WT12.RXXX.A</a>	48" Right, 4 Drawer Renew
<a href="#">WT22.RXXX.A</a>	48" Left, 4 Drawer Renew
<a href="#">WT32.RXXX.A</a>	48" Right, 3 Drawer Renew
<a href="#">WT42.RXXX.A</a>	48" Left, 3 Drawer Renew
<a href="#">WT52.RXXX.A</a>	60" Right, 4 Drawer Renew
<a href="#">WT62.RXXX.A</a>	60" Left, 4 Drawer Renew
<a href="#">WT72.RXXX.A</a>	60" Right, 3 Drawer Renew
<a href="#">WT82.RXXX.A</a>	60" Left, 3 Drawer Renew

### Tables With Faucet And Sprayer NOT Included

<a href="#">WT10.RXXX.A</a>	48" Right, 4 Drawer Renew
<a href="#">WT20.RXXX.A</a>	48" Left, 4 Drawer Renew
<a href="#">WT30.RXXX.A</a>	48" Right, 3 Drawer Renew
<a href="#">WT40.RXXX.A</a>	48" Left, 3 Drawer Renew
<a href="#">WT50.RXXX.A</a>	60" Right, 4 Drawer Renew
<a href="#">WT60.RXXX.A</a>	60" Left, 4 Drawer Renew
<a href="#">WT70.RXXX.A</a>	60" Right, 3 Drawer Renew
<a href="#">WT80.RXXX.A</a>	60" Left, 3 Drawer Renew



WT82.R312.A (Black inserts (312) shown)

Note: One end open for plumbing unless island configuration is specified at time of order. Additional configurations available.



Note: Shown with custom shallow tub configuration

### ACCESSORIES

<a href="#">9A583000</a>	Stainless Steel Grate Cover 48" Table
<a href="#">9A583001</a>	Stainless Steel Grate Cover 60" Table
<a href="#">016-1300-00</a> <a href="#">014-0637-00</a>	Gooseneck Faucet Spray Assembly

Call for pricing, colors and options.

"XXX" denotes insert color. See pages 67-68 for color chart.

## Stainless Steel Wet Treatment Tables

- All stainless steel wet treatment tables include full stainless steel racks; strainer assembly included
- 18-gauge, 304 stainless steel
- Full-Capacity Removable Drawers
- Medical-grade handles
- Stainless steel hinges and latches

### Stainless Steel Cut-Away Wet/Prep Table with 5" Deep Tub, 3 Drawers and 1 Door

- 109-7328-11 48"L, 5" D SS Tub, Cut-Away Cabinet, 3 Drw, 1 Door, Right Hand
- 109-7328-12 48"L, 5" D SS Tub, Cut-Away Cabinet, 3 Drw, 1 Door, Left Hand
- 109-7428-11 60"L, 5"D Tub W/SS Cut-Away Cab, 3 Drw, 1 Door, Right Hand
- 109-7428-12 60"L, 5"D Tub W/SS Cut-Away Cab, 3 Drw, 1 Door, Left Hand



Stainless Steel Cut-Away Wet/Prep Table with 5" Deep Tub, 3 Drawers & 1 Door

Faucets are sold separately, see page 127 for options

### Stainless Steel Cut-Away Wet/Prep Table with Choice of Tub, 2 Doors

5"/17" Split Level Tub

- 109-7367-11 48"L, 5/17"D, TUB W/SS CUT-AWAY CAB, 2 DOOR, Right Hand
- 109-7367-12 48"L, 5/17"D, Tub W/SS Cut-Away Cab, 2 Door, Left Hand
- 109-7467-11 60"L, 5/17"D, Tub W/SS Cut-Away Cab, 2 Door, Right Hand
- 109-7467-12 60"L, 5/17"D, Tub W/SS Cut-Away Cab, 2 Door, Left Hand

5" Deep Tub

- 109-7327-11 48" 5" D Tub W/SS Cut-away Cab, 2 door, Right Hand
- 109-7327-12 48" 5" D Tub W/SS Cut-away Cab, 2 door, Left Hand
- 109-7427-11 60"L, 5"D Tub W/SS Cut-Away Cab, 2 Door, Right Hand
- 109-7427-12 60"L, 5"D Tub W/SS Cut-Away Cab, 2 Door, Left Hand



Stainless Steel Cut-Away Wet/Prep Table with Choice of Tub, 2 Doors

Faucets are sold separately, see page 127 for options

# Tubs

## Wet Prep/Treatment Tubs

- Solid 18-gauge stainless steel construction in 48" or 60" length
- Strainer basket included
- Recessed stainless steel rack system included
- Racks rest on lip inside tub for a flush work surface with no hooks hanging over to snag clothing
- Maximum support prevents sagging
- Drop-in Wet/Prep Tubs are designed for use with your existing or custom cabinetry
- Tubs on legs feature feet with pre-attached mounting plates to secure the tub easily to the floor with no need for additional sockets or straps

### 1.) 5" Deep Cut-Away Tub

Tub on Legs

105-0420-00 60" Long

105-0320-00 48" Long

Drop-in Tub

105-1420-00 60" Long

105-1320-00 48" Long

### 2.) 17" Deep Tub

Tub on Legs

105-0430-00 60" Long

105-0330-00 48" Long

Drop-in Tub

105-1430-00 60" Long

105-1330-00 48" Long

### 3.) 5"/17" Split Level Cut-Away Tub

Tub on Legs

105-0460-00 60" Long

105-0360-00 48" Long

Drop-in Tub

105-1460-00 60" Long

105-1360-00 48" Long

1



Faucets sold separately, see page 129

2



3



## ACCESSORIES

### Stainless Steel Exam Top Insert

205-1423-01 Stainless Steel Exam Top Insert for 60" Tub

205-1323-01 Stainless Steel Exam Top Insert for 48" Tub

### Stainless Steel Full-Length Recessed Racks with Border Wire

205-1423-06 Stainless Steel Full-Length Recessed Racks For 60" Tubs

205-1323-06 Stainless Steel Full-Length Recessed Racks For 48" Tubs



# Sinks + Faucets

## Surgeon's Scrub Sinks

- Durable 16-gauge stainless steel construction
- Wall mounting bracket included
- Faucet options available

### Single Surgeon's Scrub Sink

Outside: 31" wide x 23 1/2" deep x 16 1/2" tall with back splash  
Inside: 28" wide x 20" deep x 10 1/2" tall

106-1133-10 Single Surgeon's Scrub Sink

### Double Surgeon's Scrub Sink

Outside: 43" wide x 23 1/2" deep x 16 1/2" tall with back splash  
Inside: 40" wide x 20" deep x 10 1/2" tall

106-2133-10 Double Surgeon's Scrub Sink



## Faucets

### Infrared Faucet & Mixing Valve

107-5292-02 Infrared Faucet and Thermostatic Mixing Valve



### Gooseneck Faucet

107-4292-00 Gooseneck Faucet

## Valves

### 1.) Double Pedal Valve

107-3292-00 Double Pedal Valve

### 2.) Knee Action Faucet Valve

107-2292-00 Knee Action Faucet Valve

### 3.) Foot Action Faucet Valve

107-3392-00 Foot Action Faucet Valve



**NOTE:** For ordering information or questions on part number items shown above, contact us at 1.800.299.9525.

[Back to Contents](#)

# Faucets

Faucets mount on standard 8" centers.

## Single Lever Faucet with 84" Sprayer Hose

107-0112-00 Single Lever Faucet and 84" Sprayer Hose

107-9093-06 Replacement 84" Hose



## Gooseneck Swivel Sink Faucet, Deck Mounted with 84" Sprayer Hose

107-4112-01 Gooseneck Swivel Sink Faucet, Deck Mounted with 84" Sprayer Hose



## Gooseneck Faucet with Heavy Duty Angled Sprayer

107-4112-02 Gooseneck Faucet, Heavy-Duty Angled Sprayer



## Spray Unit with 72" Hose and Sprayer

107-7212-01 Deck Mounted with Straight Sprayer

107-7212-02 Deck Mounted with Angled Sprayer

## Spray Unit with Faucet and 72" Hose and Sprayer

107-1112-02 Deck Mounted Faucet and Straight Sprayer

107-1112-03 Deck Mounted Faucet and Angled Sprayer



Without Faucet



With Faucet

### Swing Nozzle Faucet with Swivel Sprayer Unit

- Durable, heavy bronze wall construction with polished chrome finish (internal parts are replaceable)
- Built-in check valves prevent internal cross-flow of water
- Faucet and spray unit may be used simultaneously
- Spray unit may be held in the "on" position with a handle control ring included with each sprayer
- Faucet mounts on standard 8" centers
- Includes wall-mount hook for hanging the sprayer when not in use
- Sprayer features extra-long 72" flexible stainless steel hose to easily reach the entire length of the tub
- Swing nozzle faucet swivels for normal faucet applications
- Sprayer available with straight or angled sprayer

107-1112-10 Deck Mount, Straight Sprayer

107-1112-11 Deck Mount, Angled Sprayer



### Spray Unit with 72" Stainless Steel Hose

- Attaches to standard 1/2" IPS pipe thread
- Spray unit may be held in the "on" position with handle control ring that is included with each sprayer
- Spray unit has squeeze handle valve that automatically stops water flow when not depressed
- Available with straight or angled sprayer

107-9091-02 Straight Sprayer

107-9091-03 Angled Sprayer



# Grooming Tubs

## Adjustable Height Grooming Tub with Backsplash

- 18-gauge, 304 stainless steel
- Back deck provides a convenient place to store supplies
- Strainer basket included
- Tie down rail included
- Adjustable legs allow 31-1/2" to 34-1/2" deck height
- Non-skid ramp surface
- Easy one-handed operation
- Ramp locks in upright position with a watertight seal

Faucets and accessories shown sold separately



### Adjustable Height Grooming Tub With Backsplash


- 105-0446-11 60"L Grooming Tub With Backsplash & Ramp On Right
- 105-0446-12 60"L Grooming Tub With Backsplash & Ramp On Left
- 105-0346-11 48"L Grooming Tub With Backsplash & Ramp On Right
- 105-0346-12 48"L Grooming Tub With Backsplash & Ramp On Left
- 105-0446-06 60" Standard Grooming Tub with Backsplash
- 105-0346-06 48" Standard Grooming Tub with Backsplash

### ACCESSORIES

- 205-0446-01 Plastisol™ Coated Floor, 60"
- 205-0346-01 Plastisol™ Coated Floor, 48"
- 205-0446-00 Stainless Steel Small Animal Rack (18.5" x 22")



Stainless Steel Rack



## Ultralift Pro Version Elevating Grooming tub

Unit includes single-lever faucet with hose and spray, stainless-steel restraint hoops, small dog tray raised platform, false floor raised platform and TubSitter with 60" belly band.

- 250 lb. lift capacity
- Quiet and smooth electric lift system
- Inside dimension 22" x 47" to 25" x 53" top of tub
- Outside dimension 32" x 59"
- Oil-impregnated bronze bushings (self-lubricating)
- Powder-Coated steel tube frame
- Hand-laid heavy-duty fiberglass tub & surround
- 14" door height at lowest
- Elevates from 24" to 42" at ledge/rail height
- Air-operated push button controls (up/down)
- Adjustable levelers
- Removable door
- Available in white and cool gray



10010787-337 59" Ultralift Pro Elevating Grooming Tub, White

10010788-337 45" Ultralift Pro, Elevating Grooming Tub, White



**NOTE:** For ordering information or questions on part number items shown above, contact us at 1.800.543.5567.

[Back to Contents](#)

130

# Grooming Tables

## Adjustable Height Grooming Table

- Largest table top of all models
- Versatile system with options to help with aggressive dogs
- Quiet and smooth electric-drive system
- 450 lb. lift capacity
- Oil-impregnated self-lubricating bronze bushings
- Powder-coated steel tube frame
- Dual cantilever system for extreme stability
- Construction-grade wood top, secured with bolts and tee-nuts
- Durable pebble-finish mat surface
- 24" x 48" table top
- Elevates from 16" to 40" (or 13" x 37" modified) in approximately 10 seconds

The frame is also available with smaller 24" x 44" table with a built-in grooming post and metal drawer mounted under the table top. With this model, the lift capacity is up to 300 pounds. The stainless steel flip-top grooming post has six lock positions and is adjustable in and out, as well as up and down.

10010789 Grooming Table, White - Big Dog

10010790 Chrome 4 Bolt lead for Grooming table





# Midmark Limited Warranty

## SCOPE OF WARRANTY

Midmark Corporation ("Midmark") warrants to the original retail purchaser that it will repair or replace components of the animal health products manufactured by Midmark (except for products and components not warranted under "Exclusions") that are defective in material or workmanship under normal use and service. The sole remedy under this limited warranty is the repair or replacement, at Midmark's option, of the applicable products or components. This limited warranty shall only apply to defects that: (i) are reported to Midmark within the applicable warranty period; and (ii) are determined to exist upon examination by Midmark. This limited warranty extends only to the original retail purchaser of a product, and is not transferable or assignable.

## APPLICABLE WARRANTY PERIOD

The applicable warranty period for each Midmark product commences on the date of delivery to the original retail purchaser of the product and shall continue for the period specified in the attached Warranty Guide, which Warranty Guide is expressly incorporated herein. References in the Warranty Guide to specific component warranty periods are in place of and supersede the generally applicable warranty period for the product under which the component is listed.

## OBTAINING WARRANTY SERVICE

Warranty service must be obtained through either Midmark or an authorized dealer in the Midmark product line for which warranty service is requested. Midmark may be contacted for warranty service inquiries or issues via email at [www.midmark.com](mailto:www.midmark.com), by mail to Midmark Corporation, 60 Vista Drive, Versailles, Ohio 45380, or by phone at: 1-800-MIDMARK.

It is the retail purchaser's obligation to arrange for delivery of a product to Midmark or one of its authorized dealers for warranty service, which delivery shall be at retail purchaser's expense. It is also the retail purchaser's obligation to comply with the warranty service instructions provided either by Midmark or its authorized dealer. The retail purchaser must provide Midmark with completed warranty registration information within thirty (30) days after purchase in order to obtain the benefits of this limited warranty.

## EXCLUSIONS

This warranty does not cover sinks, faucets and plumbing accessories. Any warranties on these items are extended directly by the manufacturer of these items to the original purchaser. Information on these manufacturers' warranties will be enclosed with the applicable products. Also, Midmark will furnish copies of any warranties extended by any such manufacturers upon request.

This warranty does not cover and Midmark shall not be liable for: (1) repairs and replacements required because of misuse, abuse, negligence, alteration, accident, freight damage or tampering; (2) matching of color, grain or texture except to commercially acceptable standards; (3) changes in color caused by natural or artificial light; (4) products which are not installed, used or properly cleaned as required in Midmark's written Installation Manual; (5) specially manufactured products; (6) products considered to be of a consumable nature such as light bulbs and surge suppression products; (7) accessories or parts not manufactured by Midmark; (8) charges by anyone (including Midmark's authorized dealers) for adjustments, repairs, replacement parts, installation or other work performed upon or in connection with such products which is not expressly authorized in writing in advance by Midmark.

## EXCLUSIVE REMEDY; CONSEQUENTIAL DAMAGES DISCLAIMER

Midmark's only obligation under this limited warranty is the repair or replacement of defective parts. Midmark shall not be liable for and hereby disclaims any direct, special, indirect, incidental, exemplary or consequential damages or delays including, but not limited to, damages for loss of profits or income, loss of use, downtime, cover, and employee or independent contractor wages, payments, and benefits. This disclaimer shall survive any failure or asserted failure of the essential purpose of this limited warranty or its remedies specified herein.

## NO AUTHORIZATION

No person or firm is authorized to create or approve for Midmark any other obligation or liability in connection with Midmark products.

## WARRANTY DISCLAIMER

THIS LIMITED WARRANTY IS MIDMARK'S ONLY WARRANTY AND IS IN LIEU OF ALL OTHER WARRANTIES, EXPRESS OR IMPLIED. MIDMARK MAKES NO IMPLIED WARRANTIES OF ANY KIND INCLUDING ANY IMPLIED WARRANTIES OF MERCHANTABILITY OR FITNESS FOR A PARTICULAR PURPOSE.

## STATUTE OF LIMITATIONS

No action may be brought against Midmark for breach of this limited warranty, an implied warranty, if any, or for any other claim arising out of or relating to the products, more than ninety (90) days following expiration of the warranty period. In the event multiple warranty periods exist with respect to a product, the ninety (90) day period provided for herein shall begin to run from expiration of the warranty period for the component to which the claim relates.

## SEVERABILITY

In the event any provision of this limited warranty is determined to be invalid or otherwise unenforceable: (i) the provision shall be enforced in a manner that closest holds to its intent, while at the same time curing the invalidity or unenforceability, and (ii) the balance of this limited warranty, being severable, shall not be affected in the event the provision that is invalid or unenforceable cannot be enforced in any respect.

Products from the Midmark Carthage, MO and Leesburg, OH locations are warranted for 1 year from the date of delivery to the original purchaser only unless specified in product warranty guide. Warranty is only applicable if customer complies with all instructions and specifications furnished by Midmark relating to installation, care, and application. Customer agrees that they will not modify, misapply, or misuse product in any manner which deviates from the Midmark instructions. Any repairs, alterations, or services provided by parties other than Midmark or its authorized representatives may void warranty. The buyer is responsible for all freight charges on returned items.

# Animal Health Products Warranty Guide

PRODUCT DESCRIPTION	WARRANTY PERIOD	PRODUCT DESCRIPTION	WARRANTY PERIOD
<b>Anesthesia Machines</b>		<b>Instrument Processing</b>	
1. Midmark Anesthesia Machines	5 years	1. Midmark M9 and M11 Automatic Sterilizers	1 year
2. Midmark Serviced (used)	6 months	2. Ultrasonic Cleaners	3 years
<b>Anesthesia Machines (Parts and Accessories)</b>		<b>Lighting</b>	
1. Midmark and other Anesthesia Accessories (Including, but not limited to, cylinder mounting blocks, induction chambers, and gas supply components)	1 year	1. Midmark Procedure Lights, Spotlights, Exam lights	1 year
a. Plastic, Rubber and Disposable Parts and Products (Including, but not limited to, breathing bags, breathing tubes and endotracheal tubes.)	*	2. LED 120 and LED 130	3 year limited
<b>Cabinetry</b>		<b>Monitoring</b>	
1. Synthesis® Cabinetry	5 years	1. Midmark Multiparameter Monitor	2 years
a. Plastic, Laminate, and Solid Surface Counter Tops	1 year	a. Capnostat Mainstream Probe and LoFlo Sidestream CO <sub>2</sub> Module	1 year
b. Task Light Ballast	3 years	b. Masimo Multigas Module	2 years
2. All Other Midmark Cabinetry Products (excluding tables, listed separately below)	5 years	c. Batteries	1 year
		d. Nellcor V-SAT SpO <sub>2</sub> Sensors	9 months
		e. Blood Pressure Cuffs, CO <sub>2</sub> Sample Lines and Adapters, and ECG Cable/Wire Sets	*
		2. Midmark Diagnostic Monitor	2 years
		a. Batteries and Temperature Probes	1 year
		b. Nellcor V-SAT SpO <sub>2</sub> Sensors	9 months
		c. Blood Pressure Cuffs	*
<b>EXCLUSIONS</b>		<b>Scales</b>	
This warranty does not cover sinks, faucets and plumbing accessories. Any warranties on these items are extended directly by the manufacturer of these items to the original purchaser. Information on these manufacturers' warranties will be enclosed with the applicable products. Also, Midmark will furnish copies of any of the warranties extended by any such manufacturers upon request.		1. Midmark LCD Cat scale	1 year
		2. Midmark Platform Scale (manufactured prior to March 2019)	2 year limited warranty
<b>Cabinets and Carts</b>		<b>Seating</b>	
1. Treatment Cabinets	1 year	1. Client Chair	1 year
2. Mobile Desks	1 year	2. Surgery Stools	1 year
		3. Lift Stools	1 year
<b>Dental Delivery Systems</b>		4. Adjustable Stools	1 year
1. Midmark Dental Delivery Systems and Stations	2 years	5. Dental Doctor and Assistant Stools	2 years
a. Replacement Parts and Accessories	90 days		
2. Midmark Dental Handpieces	1 year	<b>Scavenging</b>	
a. High Speed Chuck	90 days	1. Midmark Central Scavenger	
		a. Manufacturer Warranty	5 years
<b>Exam and Treatment Tables</b>		b. Calibration Warranty	1 year
1. CM Lift Tables	1 year	2. Midmark Wall/Post Mount Single Scavenger	1 year
2. Exam, Prep and Treatment Tables	1 year		
3. Surgery Table (column only)	2 year	<b>Vaporizers</b>	
<b>Fluid Warmers</b>		1. VIP 3000® Vaporizers	5 years
1. IV Fluid Warmer	1 year	2. VXP™ Vaporizers	1 year
		3. Midmark Serviced (Used) Vaporizers	1 year
<b>Imaging</b>		<b>Ventilators and Accessories</b>	
(Must be installed by a certified Midmark installer.)		1. Midmark Model 3002PRO Anesthesia Ventilators	1 year
1. Midmark Complete	2 years		
2. Midmark DC	2 years		
3. Midmark DR Sensor (Non bite-resistant) - Manufacturer defect as determined by Midmark for a period of 2 years. If there is a catastrophic event making the sensor not function, it will be replaced at 60% off current list the first time.			
4. Midmark DR Sensor (Bite-resistant) - Manufacturer defect as determined by Midmark for a period of 5 years. If there is a catastrophic event making the sensor not function, it will be replaced at no charge the first time.			

\* The warranty as to these products or components only applies if such products or components are defective in material or workmanship at the time of delivery to the original retail purchaser and such defects are reported to Midmark within three (3) days from the date of delivery.

This Warranty Guide is not the entire warranty. Please see the applicable Limited Warranty for all other terms, conditions, and limitations.

# Midmark Product Ordering

## 1. ORDERING

Please include the following with your order:

- Quantity
- Part number
- Description
- Signature of person placing the order
- Approximate shipping date required
- Method of transportation
- Purchase order number

Model number and name of item must be specified on purchase order. Minimum Order - \$25.

## 2. SPECIAL DESIGN

Orders for equipment, cabinetry and containment/boarding of special design, construction, finish or upholstery are not subject to cancellation after your acceptance of our acknowledgement. Special design products, custom design cabinets and special upholstery WILL NOT be accepted for credit.

## 3. RETURN OF MERCHANDISE

Authorization must be obtained for the return of any item. If return is authorized, transportation charges must be prepaid. Items returned for credit are subject to a charge of 25% or more to cover inspection, reconditioning and repackaging. Anesthesia accessory returns are not accepted for rubber goods over 30 days old, rubber goods not in original, sealed package and all hoses. Goods without a Return Goods Authorization (RA) and merchandise more than 90 days old (from Midmark invoice date) are also not accepted for return.

Note: Certain items are non-refundable: Specials, Midmark Cabinetry, Containment/Boarding, Care Exchange™ Workstations, Discontinued Items or Parts, Custom or Non-standard Colors, Service Upholstery and Service Parts if value is less than \$50.

## 4. FREIGHT DAMAGE

It is the consignee's responsibility to count and inspect upon receiving. Merchandise arriving with external damage should be described on Proof of Delivery, Delivery Receipt or Bill of Lading. In case of concealed damage, consignee must contact the carrier within 5 days after receipt and claims for damage instituted.

## 5. IMPROVE PRODUCT QUALITY

Midmark Corporation reserves the right to change design and construction without notice.

## 6. ORDER CHANGES

Any requested change to an order after the acknowledged ship date could result in an extension of the scheduled ship date. The new ship date will be re-scheduled/acknowledged based on the extent of the changes requested.

## 7. CABINETRY ORDER CHANGES

All changes should happen before receipt of the orders. Order changes made after receipt of an order may incur a fee and a shipping date change. This fee will cover materials, labor and handling costs. All changes must be submitted in writing. Upon review and approval of changes, the order will be moved to the next available ship date.

## 8. SPECIAL ORDER REQUIREMENTS

Any order requiring special deviation from standard products will carry the following disclaimer:

We hereby accept and acknowledge the above captioned order provided, however, because of the special nature of this order in that this equipment is being supplied upon special design specifications, special materials, and/or field modification, as per your request, the standard warranties of Midmark on its products are not applicable to the order, and this acceptance and acknowledgement is conditioned upon your indemnification and promise to hold Midmark, its officers, employees and agents, harmless in respect to any and all warranty claims, damages, both direct and consequential, expenses, costs, and any liability arising from the use of or relating to this special equipment.

## 9. ANESTHESIA SERVICE AND REPAIR POLICY

Midmark offers evaluation and repair service on Midmark anesthesia equipment. Products returned for repair require a return authorization (RA). Contact Customer Experience at 1.844.856.1236, press 1 then 108911, to obtain an RA number. Send the product freight prepaid.

Vaporizers returned for servicing also require an RA. A purchase order number must accompany the vaporizer. Subsequent to servicing, each vaporizer has a separate service and performance record established which is placed on file in the Midmark Vaporizer Service Center in Versailles, Ohio. Should the need arise to verify that your equipment has been maintained to manufacturer's specifications, we will be happy to supply this information.

## 10. IMAGING ORDER INFORMATION

Imaging products are not available through all Midmark authorized dealers. Please contact Midmark Animal Health Customer Experience if you need assistance locating an authorized dealer in your area.

# Midmark Locations

## Domestic Locations

### **BUFFALO GROVE**

(formerly Lincolnshire)  
1001 Asbury Drive  
Buffalo Grove, IL 60089  
1.800.MIDMARK

### **CARTHAGE**

1000 Civil War Road  
Area 5  
Carthage, MO 64836  
417.358.4466

### **DAYTON**

Suite 300  
10170 Penny Lane  
Miamisburg, OH 45342  
937.528.7500

### **GLASGOW**

115 G.L. Comer Rd.  
Glasgow, KY 42141  
270.651.7407

### **LEESBURG**

260 Depot Street  
PO BOX 365  
Leesburg, OH 45135  
937.780.2321

### **TAMPA**

Suite 110  
10010 N. Dale Mabry Hwy  
Tampa, FL 33618  
866.447.4276  
1.800.MIDMARK

### **TORRANCE**

690 Knox St.  
Suite 106  
Torrance, CA 90502  
310.516.6050

### **TRAVERSE CITY**

Education + Visitor Center  
600 E. Front St.  
Suite 106  
Traverse City, MI 49684

2600 Miller Creek Rd.  
Traverse City, MI 49684  
877.983.7787

### **VERSAILLES**

60 Vista Drive  
Versailles, OH 45380  
937.526.3662  
1.800.MIDMARK



## International Locations

### **INDIA**

Midmark India Pvt. Ltd.  
Art Guild House, "A"  
Wing,  
Unit No. 15 + 16  
Lower Ground Floor,

Phoenix Market City  
LBS Road, Kurla (West),

Mumbai-400-070  
+91 22 4915 300

### **ITALY**

Newmed Srl.  
Via Lenin 79/A - 42020

Quattro Castella (RE), Italy  
+39 0522 875 166



# Notes



Designing better care.™

## midmark.com

Trade Name Notification Canis Major, Matrix, VMS, VMS Plus, VMC, VME, VME2, VMR, VML, VIP 3000, VXP, Revive-A-Pet, VetPro, Cardell, UltraClave, QuickClean, Synthesis and Soniclean are trademarks or registered trademarks of Midmark Corporation or its subsidiaries. Satelec, Acteon, Kydex, Athena Champion, Little Pro and Meisinger are all trademarks or registered trademarks of their respective companies. Other products or services may be trademarks or registered trademarks of their respective companies.

CARB 93120.2 Phase 2 Compliant

X-ray, Radiography Sensors, Mobile station – Manufactured by Midmark Corporation, Buffalo Grove, IL an ISO 13485 certified company.

Anesthesia, Carts, Casework, Chairs, Dental Delivery, Sterilizers, Stools, CM, DT, IT and WT Tables and 255 Lights - Manufactured by Midmark Corporation, Versailles, OH an ISO 13485 and ISO 9001 certified company.

International Color Coding  
Midmark Veterinary Anesthesia Machines are manufactured in the United States for a variety of countries according to several domestic and international gas color coding standards. All products pictured in this catalog are of standard ANSI (USA) color coding with the appropriate part numbers of your country or ISO standard listed for your convenience. All products shipped will be manufactured according to the part number specified at the time of purchase.  
United States/Japan: Green, Canada: White, Standard ISO: White

© 2020 Midmark Corporation, Miamisburg, Ohio USA  
Products subject to improvement changes without notice Litho in USA  
007-0739-00 Rev. M1 (1/20)

